

CANADIAN YOUTH CHAMPIONSHIPS  
JUNE 2<sup>ND</sup> -5<sup>TH</sup>, 2011  
BURNABY, BRITISH COLUMBIA, CANADA



# OFFICIAL RESULTS



**29ème Championnat Nationaux des Jeunes Fédération Canadienne des Dix Quilles**  
**29th Annual Canadian Tenpin Federation National Youth Championship**  
**Burnaby, British Columbia - June 2, 2011 to June 5, 2011**

	<b>ALBERTA</b>					<b>BRITISH COLUMBIA</b>			
Kaytlynn Insko		<b>Bantam</b>		Nathan Taylor		Victoria McDonald		<b>Bantam</b>	Nathan Nerona
Megan Kruschel		<b>Junior</b>		Dylan Scofield		Courtney Hamann		<b>Junior</b>	Simon Dyck
Lyndsay Thiessen		<b>Intermediate</b>		Paolo Araneta		Candice Choi		<b>Intermediate</b>	Adam Cubangbang
Kirsti Long		<b>Senior</b>		Dallas McIlvrde		Brittany Hawkes		<b>Senior</b>	Anthony Tuliao
Summar Farhat		<b>Coaches</b>		Deborah Chan		Karen Rosprim-Reid		<b>Coaches</b>	Dave Mayes
Martin Chan		<b>Manager</b>				Christine Westerberg		<b>Manager</b>	
	<b>MANITOBA</b>					<b>SASKATCHEWAN</b>			
Brittany Rocan		<b>Bantam</b>		Austyn Ducharme		Kelsi Beauchamp		<b>Bantam</b>	Matthew Wist
Marissa Naylor		<b>Junior</b>		Brant Townsend		Morgan Materna		<b>Junior</b>	Aaron Doherty
Stephanie Adams		<b>Intermediate</b>		Mitch Hupe		Brandi-Lyn Collinge		<b>Intermediate</b>	Carson Therres
Danielle Lemoine		<b>Senior</b>		Catlin Crandall		Amanda Hoyt		<b>Senior</b>	Levi Rosenbaum
Darren Naylor		<b>Coaches</b>		Michael Boroskae		John Ross		<b>Coaches</b>	Don Baker
Elaine Yamron		<b>Manager</b>				Kurt Therres		<b>Manager</b>	
	<b>QUÉBEC</b>					<b>SOUTHERN ONTARIO</b>			
Megan Plamondon		<b>Bantam</b>		Nicklaus Staveley		Karley Foster		<b>Bantam</b>	Joshua Miguel Bautista
Maude Demers		<b>Junior</b>		Philippe Lavoie Girard		Tiffany Griffith		<b>Junior</b>	D.J. Rose
Andréanne Blouin		<b>Intermediate</b>		Alexandre Thibeault		Kylen Snow		<b>Intermediate</b>	Joshuah Wilkins
Rosalie Hiscock		<b>Senior</b>		Maxime Dupras		Carrie Hopkinson		<b>Senior</b>	Darren Alexander
Alain Leblond		<b>Coaches</b>		Allen Ryan		Gus Badali		<b>Coaches</b>	Dan Rose
		<b>Manager</b>		Allen Ryan		Laurie Gatto		<b>Manager</b>	
	<b>NORTHERN ONTARIO</b>					<b>NEW BRUNSWICK</b>			
Amanda Marshall		<b>Bantam</b>		Joshua Woolley		Annie Claude Dugas		<b>Bantam</b>	Cedric Albert
Shaune Pine		<b>Junior</b>		Dylan Turgeon		Kim Hache-Landry		<b>Junior</b>	Jérémy Jean-Noël
Molly Harper		<b>Intermediate</b>		Graham Cruise		Stephanie Vienneau		<b>Intermediate</b>	Pier-Luc LeBauthillier
Danika Montgomery		<b>Senior</b>		Brad Denning		Emmie-Jesse Young		<b>Senior</b>	Sabin Spence-Leblanc
Melanie Ingram		<b>Coaches</b>		Tamara Soltys		Elaine Vienneau		<b>Coaches</b>	Christine Albert
Nancy Lefave		<b>Manager</b>				Jean-Guy Leblanc		<b>Manager</b>	

# Teams Event



## Results

**29th Annual Canadian Tenpin Federation National Youth Championship**  
**29ème Championnat Nationaux des Jeunes Fédération Canadienne des Dix Quilles**  
**Burnaby, British Columbia - June 2, 2011 to June 5, 2011**

**Medal Winners - - - Team Event**

Girls

Boys

Québec

*Megan Plamondon*  
*Maude Demers*  
*Andréanne Blouin*  
*Rosalie Hiscock*

**Gold**

Southern Ontario

*Joshua Miguel Bautista*  
*D.J. Rose*  
*Joshuah Wilkins*  
*Darren Alexander*

Manitoba

*Brittany Rocan*  
*Marissa Naylor*  
*Stephanie Adams*  
*Danielle Lemoine*

**Silver**

British Columbia

*Nathan Nerona*  
*Simon Dyck*  
*Adam Cubangbang*  
*Anthony Tuliao*

British Columbia

*Victoria McDonald*  
*Courtney Hamann*  
*Candice Choi*  
*Brittany Hawkes*

**Bronze**

Manitoba

*Austyn Ducharme*  
*Brant Townsend*  
*Mitch Hupe*  
*Catlin Crandall*

# Teams Matches

## BOYS

	Alberta	British Columbia	Manitoba	New Brunswick	Northern Ontario	Québec	Saskatchewan	Southern Ontario	Points	Rolloffs
Alberta	🏏	719	678	<b><u>708</u></b>	684	<b><u>764</u></b>	760	<b><u>769</u></b>	3	
British Columbia	<b><u>761</u></b>	🏏	666	<b><u>704</u></b>	<b><u>709</u></b>	<b><u>811</u></b>	<b><u>883</u></b>	598	5	Silver
Manitoba	<b><u>779</u></b>	<b><u>735</u></b>	🏏	<b><u>772</u></b>	<b><u>772</u></b>	642	688	577	4	Bronze
New Brunswick	637	653	714	🏏	729	629	<b><u>699</u></b>	678	1	
Northern Ontario	<b><u>692</u></b>	700	714	<b><u>750</u></b>	🏏	<b><u>707</u></b>	610	718	3	
Québec	759	694	<b><u>734</u></b>	<b><u>747</u></b>	634	🏏	<b><u>711</u></b>	718	3	
Saskatchewan	<b><u>772</u></b>	678	<b><u>761</u></b>	671	<b><u>765</u></b>	631	🏏	609	3	
Southern Ontario	670	<b><u>668</u></b>	<b><u>715</u></b>	<b><u>729</u></b>	<b><u>726</u></b>	<b><u>776</u></b>	<b><u>689</u></b>	🏏	6	Gold

## GIRLS

	Alberta	British Columbia	Manitoba	New Brunswick	Northern Ontario	Québec	Saskatchewan	Southern Ontario	Points	Rolloffs
Alberta	🏏	570	563	<b><u>658</u></b>	551	611	522	648	1	
British Columbia	<b><u>594</u></b>	🏏	576	<b><u>602</u></b>	<b><u>720</u></b>	586	<b><u>710</u></b>	<b><u>671</u></b>	5.00607	Bronze
Manitoba	<b><u>650</u></b>	<b><u>647</u></b>	🏏	676	<b><u>717</u></b>	<b><u>662</u></b>	604	<b><u>701</u></b>	5.00665	Silver
New Brunswick	603	578	<b><u>689</u></b>	🏏	536	591	<b><u>602</u></b>	642	2	
Northern Ontario	<b><u>659</u></b>	661	715	<b><u>695</u></b>	🏏	681	668	598	2	
Québec	<b><u>673</u></b>	<b><u>713</u></b>	651	<b><u>711</u></b>	<b><u>757</u></b>	🏏	<b><u>682</u></b>	<b><u>805</u></b>	6	Gold
Saskatchewan	<b><u>725</u></b>	645	<b><u>719</u></b>	571	<b><u>695</u></b>	670	🏏	<b><u>671</u></b>	4	
Southern Ontario	<b><u>654</u></b>	633	638	<b><u>764</u></b>	<b><u>671</u></b>	715	622	🏏	3	

Each row represents a team's match scores with the columns being their opponents.

A **bold double-underlined** score means the game was won.

An *italic single-underlined* score means the game was tied.

# Team Event Records 2011

## Team Game

**Girls**

**805**

**Québec**

Megan Plamondon  
Maude Demers  
Andréanne Blouin  
Rosalie Hiscock

**Boys**

**883**

**British Columbia**

Nathan Nerona  
Simon Dyck  
Adam Cubangbang  
Anthony Tuliao

## 7-Game Series

**Girls**

**4992**

**Québec**

Megan Plamondon  
Maude Demers  
Andréanne Blouin  
Rosalie Hiscock

**Boys**

**5132**

**British Columbia**

Nathan Nerona  
Simon Dyck  
Adam Cubangbang  
Anthony Tuliao

# Team Event Individual Records 2011


## Single Game

<b>Bantam Girl</b>	201	<b>Kelsi Beauchamp</b>	Saskatchewan	
<b>Bantam Boy</b>	218	<b>Matthew Wist</b>	Saskatchewan	
<b>Junior Girl</b>	232	<b>Courtney Hamann</b>	British Columbia	
<b>Junior Boy</b>	268	<b>D.J. Rose</b>	Southern Ontario	
<b>Intermediate Girl</b>	269	<b>Andréanne Blouin</b>	Québec	<b><i>NEW RECORD!!!</i></b>
<b>Intermediate Boy</b>	247	<b>Mitch Hupe</b>	Manitoba	
<b>Senior Girl</b>	248	<b>Rosalie Hiscock</b>	Québec	
<b>Senior Boy</b>	268	<b>Catlin Crandall</b>	Manitoba	

## Event Average (6 games prior to 2003, 7 games for 2003 and after)

<b>Bantam Girl</b>	168.4	<b>Kelsi Beauchamp</b>	Saskatchewan	
<b>Bantam Boy</b>	168.3	<b>Matthew Wist</b>	Saskatchewan	
<b>Junior Girl</b>	184.0	<b>Shaune Pine</b>	Northern Ontario	
<b>Junior Boy</b>	196.9	<b>D.J. Rose</b>	Southern Ontario	
<b>Intermediate Girl</b>	198.3	<b>Andréanne Blouin</b>	Québec	
<b>Intermediate Boy</b>	199.4	<b>Adam Cubangbang</b>	British Columbia	
<b>Senior Girl</b>	198.1	<b>Rosalie Hiscock</b>	Québec	
<b>Senior Boy</b>	209.3	<b>Catlin Crandall</b>	Manitoba	

# Doubles Event



## Results

**29th Annual Canadian Tenpin Federation National Youth Championship  
 29ème Championnat Nationaux des Jeunes Fédération Canadienne des Dix Quilles  
 Burnaby, British Columbia - June 2, 2011 to June 5, 2011**

**Medal Winners - - - Doubles Event**

Bantam  
Division

Girls

Boys

<b>Gold</b>	Manitoba	<i>Brittany Rocan</i>	<i>Austyn Ducharme</i>
<b>Silver</b>	Québec	<i>Megan Plamondon</i>	<i>Nicklaus Staveley</i>
<b>Bronze</b>	Northern Ontario	<i>Amanda Marshall</i>	<i>Joshua Woolley</i>

Junior  
Division

<b>Gold</b>	Southern Ontario	<i>Tiffany Griffith</i>	<i>D.J. Rose</i>
<b>Silver</b>	Québec	<i>Maude Demers</i>	<i>Philippe Lavoie Girard</i>
<b>Bronze</b>	British Columbia	<i>Courtney Hamann</i>	<i>Simon Dyck</i>

Intermediate  
Division

<b>Gold</b>	Manitoba	<i>Stephanie Adams</i>	<i>Mitch Hupe</i>
<b>Silver</b>	Québec	<i>Andréanne Blouin</i>	<i>Alexandre Thibeault</i>
<b>Bronze</b>	British Columbia	<i>Candice Choi</i>	<i>Adam Cubangbang</i>

Senior  
Division

<b>Gold</b>	Québec	<i>Rosalie Hiscock</i>	<i>Maxime Dupras</i>
<b>Silver</b>	Alberta	<i>Kirsti Long</i>	<i>Dallas McIlvrde</i>
<b>Bronze</b>	Southern Ontario	<i>Carrie Hopkinson</i>	<i>Darren Alexander</i>

# Doubles Matches

## Bantam

	Alberta	British Columbia	Manitoba	New Brunswick	Northern Ontario	Québec	Saskatchewan	Southern Ontario	Points	Rolloffs
Alberta	🏒	258	293	<b><u>339</u></b>	258	251	<b><u>303</u></b>	<b><u>334</u></b>	3	
British Columbia	<b><u>291</u></b>	🏒	263	202	<b><u>310</u></b>	249	<b><u>310</u></b>	273	3	
Manitoba	<b><u>319</u></b>	<b><u>273</u></b>	🏒	<b><u>309</u></b>	<b><u>318</u></b>	<b><u>325</u></b>	<b><u>363</u></b>	<b><u>417</u></b>	7	Gold
New Brunswick	308	<b><u>249</u></b>	300	🏒	280	261	298	292	1	
Northern Ontario	<b><u>332</u></b>	303	300	<b><u>294</u></b>	🏒	<b><u>346</u></b>	304	<b><u>342</u></b>	4	Bronze
Québec	<b><u>328</u></b>	<b><u>354</u></b>	308	<b><u>311</u></b>	289	🏒	<b><u>356</u></b>	<b><u>308</u></b>	4.5	Silver
Saskatchewan	278	296	296	<b><u>333</u></b>	<b><u>322</u></b>	347	🏒	<b><u>344</u></b>	3	
Southern Ontario	288	<b><u>276</u></b>	300	<b><u>326</u></b>	287	<b><u>308</u></b>	314	🏒	2.5	

## Junior

	Alberta	British Columbia	Manitoba	New Brunswick	Northern Ontario	Québec	Saskatchewan	Southern Ontario	Points	Rolloffs
Alberta	🏒	326	331	<b><u>403</u></b>	<b><u>359</u></b>	348	<b><u>435</u></b>	323	3	
British Columbia	<b><u>381</u></b>	🏒	<b><u>405</u></b>	<b><u>335</u></b>	<b><u>408</u></b>	270	<b><u>327</u></b>	375	5	Bronze
Manitoba	<b><u>355</u></b>	311	🏒	334	<b><u>377</u></b>	410	<b><u>386</u></b>	<b><u>378</u></b>	4	
New Brunswick	337	327	<b><u>347</u></b>	🏒	<b><u>395</u></b>	289	284	306	2	
Northern Ontario	338	379	348	322	🏒	340	<b><u>363</u></b>	360	1	
Québec	<b><u>407</u></b>	<b><u>316</u></b>	<b><u>416</u></b>	<b><u>382</u></b>	<b><u>357</u></b>	🏒	<b><u>412</u></b>	371	6.374	Silver
Saskatchewan	339	318	344	<b><u>333</u></b>	325	325	🏒	332	1	
Southern Ontario	<b><u>386</u></b>	<b><u>382</u></b>	355	<b><u>386</u></b>	<b><u>378</u></b>	<b><u>377</u></b>	<b><u>345</u></b>	🏒	6.409	Gold

Each row represents a team's match scores with the columns being their opponents.

A **bold double-underlined** score means the game was won.

An *italic single-underlined* score means the game was tied.

# DOUBLES MATCHES

## Intermediate

	Alberta	British Columbia	Manitoba	New Brunswick	Northern Ontario	Québec	Saskatchewan	Southern Ontario	Points	Rolloffs
Alberta		387	396	<u>378</u>	<u>388</u>	<u>370</u>	<u>421</u>	329	4	
British Columbia	<u>450</u>		405	<u>404</u>	<u>384</u>	341	<u>375</u>	<u>394</u>	5.343	Bronze
Manitoba	<u>425</u>	<u>438</u>		<u>448</u>	<u>372</u>	<u>397</u>	390	<u>424</u>	6	Gold
New Brunswick	351	380	323		264	336	299	<u>446</u>	1	
Northern Ontario	339	329	331	<u>335</u>		327	370	<u>357</u>	2	
Québec	341	<u>435</u>	371	<u>368</u>	<u>423</u>		<u>405</u>	<u>390</u>	5.422	Silver
Saskatchewan	381	315	<u>391</u>	<u>362</u>	<u>375</u>	327		331	3	
Southern Ontario	<u>398</u>	377	401	295	347	348	<u>362</u>		2	

## Senior

	Alberta	British Columbia	Manitoba	New Brunswick	Northern Ontario	Québec	Saskatchewan	Southern Ontario	Points	Rolloffs
Alberta		<u>404</u>	<u>419</u>	<u>408</u>	370	356	<u>412</u>	<u>420</u>	4.5	Silver
British Columbia	<u>404</u>		461	405	<u>452</u>	350	<u>435</u>	<u>404</u>	3.5	
Manitoba	388	<u>482</u>		357	<u>406</u>	427	<u>405</u>	404	3	
New Brunswick	393	<u>424</u>	<u>480</u>		448	465	<u>330</u>	333	3	
Northern Ontario	<u>451</u>	381	390	<u>452</u>		388	435	381	2	
Québec	<u>404</u>	<u>375</u>	<u>484</u>	<u>500</u>	<u>477</u>		<u>458</u>	<u>417</u>	7	Gold
Saskatchewan	348	360	322	327	<u>451</u>	407		371	1	
Southern Ontario	413	389	<u>456</u>	<u>433</u>	<u>384</u>	411	<u>434</u>		4	Bronze

Each row represents a team's match scores with the columns being their opponents.

A **bold double-underlined** score means the game was won.

An *italic single-underlined* score means the game was tied.

# Doubles Event Records 2011

## Doubles Game

**Bantams** 417 **Brittany Rocan** Manitoba  
**Austyn Ducharme**

**Juniors** 435 **Megan Kruschel** Alberta  
**Dylan Scofield**

**Intermediates** 450 **Candice Choi** British Columbia  
**Adam Cubangbang**

**Seniors** 500 **Rosalie Hiscock** Québec  
**Maxime Dupras**

## Doubles Average (now 7 games, was 6 games prior to 2003)

**Bantams** 166.0 **Brittany Rocan** Manitoba  
**Austyn Ducharme**

**Juniors** 190.1 **Maude Demers** Québec  
**Philippe Lavoie Girard**

**Intermediates** 206.7 **Stephanie Adams** Manitoba  
**Mitch Hupe**

**Seniors** 222.5 **Rosalie Hiscock** Québec  
**Maxime Dupras**

# Doubles Event Individual Records 2011

## Single Game

<b>Bantam Girl</b>	220	<b>Megan Plamondon</b>	Québec
<b>Bantam Boy</b>	233	<b>Austyn Ducharme</b>	Manitoba
<b>Junior Girl</b>	253	<b>Maude Demers</b>	Québec
<b>Junior Boy</b>	255	<b>Dylan Scofield</b>	Alberta
<b>Intermediate Girl</b>	226	<b>Andréanne Blouin</b>	Québec
<b>Intermediate Boy</b>	268	<b>Mitch Hupe</b>	Manitoba
<b>Senior Girl</b>	267	<b>Rosalie Hiscock</b>	Québec
<b>Senior Boy</b>	268	<b>Sabin Spence-Leblanc</b>	New Brunswick

## Event Average (6 games prior to 2003, 7 games for 2003 and after)

<b>Bantam Girl</b>	167.7	<b>Kelsi Beauchamp</b>	Saskatchewan
<b>Bantam Boy</b>	183.9	<b>Austyn Ducharme</b>	Manitoba
<b>Junior Girl</b>	203.6	<b>Maude Demers</b>	Québec
<b>Junior Boy</b>	202.9	<b>D.J. Rose</b>	Southern Ontario
<b>Intermediate Girl</b>	200.7	<b>Andréanne Blouin</b>	Québec
<b>Intermediate Boy</b>	222.6	<b>Mitch Hupe</b>	Manitoba
<b>Senior Girl</b>	239.7	<b>Rosalie Hiscock</b>	Québec
<b>Senior Boy</b>	220.6	<b>Catlin Crandall</b>	Manitoba

***NEW RECORD!!!***

# Singles Event



## Results









29th Annual Canadian Tenpin Federation National Youth Championship  
 29ème Championnat Nationaux des Jeunes Fédération Canadienne des Dix Quilles  
 Burnaby, British Columbia - June 2, 2011 to June 5, 2011

**Medal Winners - - - Singles Event**









	GOLD	SILVER	BRONZE
<b>Bantam Girls</b>	<div style="border: 1px solid black; padding: 5px; width: fit-content; margin: 0 auto;">Québec</div> <i>Megan Plamondon</i>	<div style="border: 1px solid black; padding: 5px; width: fit-content; margin: 0 auto;">Saskatchewan</div> <i>Kelsi Beauchamp</i>	<div style="border: 1px solid black; padding: 5px; width: fit-content; margin: 0 auto;">Southern Ontario</div> <i>Karley Foster</i>
<b>Bantam Boys</b>	<div style="border: 1px solid black; padding: 5px; width: fit-content; margin: 0 auto;">Manitoba</div> <i>Austyn Ducharme</i>	<div style="border: 1px solid black; padding: 5px; width: fit-content; margin: 0 auto;">Québec</div> <i>Nicklaus Staveley</i>	<div style="border: 1px solid black; padding: 5px; width: fit-content; margin: 0 auto;">Saskatchewan</div> <i>Matthew Wist</i>
<b>Junior Girls</b>	<div style="border: 1px solid black; padding: 5px; width: fit-content; margin: 0 auto;">Québec</div> <i>Maude Demers</i>	<div style="border: 1px solid black; padding: 5px; width: fit-content; margin: 0 auto;">New Brunswick</div> <i>Kim Hache-Landry</i>	<div style="border: 1px solid black; padding: 5px; width: fit-content; margin: 0 auto;">British Columbia</div> <i>Courtney Hamann</i>
<b>Junior Boys</b>	<div style="border: 1px solid black; padding: 5px; width: fit-content; margin: 0 auto;">Southern Ontario</div> <i>D.J. Rose</i>	<div style="border: 1px solid black; padding: 5px; width: fit-content; margin: 0 auto;">Alberta</div> <i>Dylan Scofield</i>	<div style="border: 1px solid black; padding: 5px; width: fit-content; margin: 0 auto;">Québec</div> <i>Philippe Lavoie Girard</i>
<b>Intermediate Girls</b>	<div style="border: 1px solid black; padding: 5px; width: fit-content; margin: 0 auto;">Québec</div> <i>Andréanne Blouin</i>	<div style="border: 1px solid black; padding: 5px; width: fit-content; margin: 0 auto;">Northern Ontario</div> <i>Molly Harper</i>	<div style="border: 1px solid black; padding: 5px; width: fit-content; margin: 0 auto;">British Columbia</div> <i>Candice Choi</i>
<b>Intermediate Boys</b>	<div style="border: 1px solid black; padding: 5px; width: fit-content; margin: 0 auto;">Southern Ontario</div> <i>Joshuah Wilkins</i>	<div style="border: 1px solid black; padding: 5px; width: fit-content; margin: 0 auto;">Manitoba</div> <i>Mitch Hupe</i>	<div style="border: 1px solid black; padding: 5px; width: fit-content; margin: 0 auto;">Québec</div> <i>Alexandre Thibeault</i>
<b>Senior Girls</b>	<div style="border: 1px solid black; padding: 5px; width: fit-content; margin: 0 auto;">Manitoba</div> <i>Danielle Lemoine</i>	<div style="border: 1px solid black; padding: 5px; width: fit-content; margin: 0 auto;">British Columbia</div> <i>Brittany Hawkes</i>	<div style="border: 1px solid black; padding: 5px; width: fit-content; margin: 0 auto;">Québec</div> <i>Rosalie Hiscock</i>
<b>Senior Boys</b>	<div style="border: 1px solid black; padding: 5px; width: fit-content; margin: 0 auto;">Southern Ontario</div> <i>Darren Alexander</i>	<div style="border: 1px solid black; padding: 5px; width: fit-content; margin: 0 auto;">Manitoba</div> <i>Catlin Crandall</i>	<div style="border: 1px solid black; padding: 5px; width: fit-content; margin: 0 auto;">Northern Ontario</div> <i>Brad Denning</i>

# Singles Matches

## Bantam Girls

	Alberta	British Columbia	Manitoba	New Brunswick	Northern Ontario	Québec	Saskatchewan	Southern Ontario	Points	Rolloffs
Alberta		<u>168</u>	<u>118</u>	144	<u>159</u>	138	136	161	3	
British Columbia	126		<u>131</u>	123	118	124	123	106	1	
Manitoba	95	130		<u>146</u>	145	127	135	134	1	
New Brunswick	<u>178</u>	<u>157</u>	134		123	<u>147</u>	93	<u>156</u>	3.5	
Northern Ontario	155	<u>136</u>	<u>160</u>	<u>151</u>		145	168	136	3	
Québec	<u>173</u>	<u>145</u>	<u>194</u>	<u>147</u>	<u>159</u>		<u>159</u>	<u>179</u>	6.5	Gold
Saskatchewan	<u>150</u>	<u>188</u>	<u>218</u>	<u>174</u>	<u>169</u>	142		<u>195</u>	6	Silver
Southern Ontario	<u>167</u>	<u>167</u>	<u>163</u>	136	<u>156</u>	153	156		4	Bronze

## Bantam Boys

	Alberta	British Columbia	Manitoba	New Brunswick	Northern Ontario	Québec	Saskatchewan	Southern Ontario	Points	Rolloffs
Alberta		128	182	117	<u>188</u>	145	<u>165</u>	<u>135</u>	3	
British Columbia	<u>189</u>		128	<u>158</u>	148	<u>157</u>	107	<u>135</u>	4.162	
Manitoba	<u>224</u>	<u>213</u>		<u>178</u>	<u>181</u>	176	139	<u>200</u>	5.198	Gold
New Brunswick	<u>159</u>	151	128		131	<u>139</u>	<u>138</u>	148	3	
Northern Ontario	144	<u>162</u>	179	<u>202</u>		171	162	<u>180</u>	3	
Québec	<u>161</u>	150	<u>188</u>	136	<u>178</u>		<u>167</u>	<u>193</u>	5.148	Silver
Saskatchewan	123	<u>134</u>	<u>184</u>	130	<u>163</u>	121		<u>156</u>	4.166	Bronze
Southern Ontario	133	111	145	<u>167</u>	141	166	142		1	









Each row represents a team's match scores with the columns being their opponents.

A **bold double-underlined** score means the game was won.









An *italic single-underlined* score means the game was tied.

# Singles Matches

## Junior Girls

	Alberta	British Columbia	Manitoba	New Brunswick	Northern Ontario	Québec	Saskatchewan	Southern Ontario	Points	Rolloffs
Alberta	 171	<u>161</u>	150	156	142	<u>167</u>	170	2		
British Columbia	<u>179</u>		164	150	<u>185</u>	<u>181</u>	167	<u>171</u>	4.170	Bronze
Manitoba	150	<u>170</u>		180	<u>185</u>	129	<u>189</u>	<u>186</u>	4.168	
New Brunswick	<u>152</u>	<u>152</u>	<u>198</u>		<u>210</u>	130	<u>165</u>	<u>191</u>	6.148	Silver
Northern Ontario	<u>195</u>	156	173	142		173	168	<u>198</u>	2	
Québec	<u>193</u>	145	<u>189</u>	<u>143</u>	<u>201</u>		<u>157</u>	<u>188</u>	6.199	Gold
Saskatchewan	157	<u>181</u>	148	125	<u>208</u>	142		175	2	
Southern Ontario	<u>200</u>	165	155	167	166	186	<u>201</u>		2	

## Junior Boys

	Alberta	British Columbia	Manitoba	New Brunswick	Northern Ontario	Québec	Saskatchewan	Southern Ontario	Points	Rolloffs
Alberta		<u>236</u>	147	<u>233</u>	<u>226</u>	<u>187</u>	<u>148</u>	157	5.183	Silver
British Columbia	155		<u>188</u>	166	<u>233</u>	158	<u>203</u>	<u>198</u>	4	
Manitoba	<u>225</u>	154		171	149	123	<u>192</u>	192	1.5	
New Brunswick	194	<u>206</u>	<u>178</u>		<u>174</u>	152	<u>208</u>	192	4	
Northern Ontario	153	186	<u>157</u>	172		152	<u>202</u>	168	2	
Québec	176	<u>200</u>	<u>187</u>	<u>184</u>	<u>179</u>		<u>173</u>	142	5.160	Bronze
Saskatchewan	121	194	<u>192</u>	143	159	149		144	0.5	
Southern Ontario	<u>234</u>	179	<u>233</u>	<u>215</u>	<u>238</u>	<u>217</u>	<u>178</u>		6	Gold









Each row represents a team's match scores with the columns being their opponents.

A **bold double-underlined** score means the game was won.









An *italic single-underlined* score means the game was tied.

# Singles Matches

## Intermediate Girls

	Alberta	British Columbia	Manitoba	New Brunswick	Northern Ontario	Québec	Saskatchewan	Southern Ontario	Points	Rolloffs
Alberta		<u>192</u>	<i>192</i>	<u>187</u>	172	171	161	154	2.5	
British Columbia	169		<b><u>188</u></b>	<u>176</u>	<u>176</u>	<u>177</u>	188	160	3.5	191 Bronze
Manitoba	<u>192</u>	179		183	<b><u>187</u></b>	175	<b><u>166</u></b>	<b><u>173</u></b>	3.5	186
New Brunswick	157	156	<u>197</u>		155	141	<b><u>154</u></b>	<b><u>132</u></b>	3	
Northern Ontario	<b><u>182</u></b>	<u>176</u>	183	<b><u>180</u></b>		157	<b><u>202</u></b>	<b><u>192</u></b>	4.5	Silver
Québec	<b><u>176</u></b>	171	<b><u>183</u></b>	<b><u>214</u></b>	<b><u>170</u></b>		<b><u>161</u></b>	<b><u>225</u></b>	6	Gold
Saskatchewan	<b><u>168</u></b>	<b><u>209</u></b>	140	138	153	152		135	2	
Southern Ontario	<b><u>157</u></b>	<b><u>166</u></b>	169	126	175	172	<b><u>169</u></b>		3	

## Intermediate Boys

	Alberta	British Columbia	Manitoba	New Brunswick	Northern Ontario	Québec	Saskatchewan	Southern Ontario	Points	Rolloffs
Alberta		<b><u>213</u></b>	191	168	195	168	<b><u>175</u></b>	181	2	
British Columbia	147		194	201	156	<b><u>204</u></b>	<u>185</u>	<b><u>168</u></b>	2.5	
Manitoba	<b><u>232</u></b>	<b><u>257</u></b>		<b><u>226</u></b>	<b><u>238</u></b>	163	214	<b><u>248</u></b>	5.1	196 Silver
New Brunswick	<b><u>183</u></b>	<b><u>223</u></b>	180		177	154	<b><u>240</u></b>	172	3	
Northern Ontario	<b><u>210</u></b>	<b><u>183</u></b>	198	<b><u>216</u></b>		173	187	164	3	
Québec	<b><u>214</u></b>	187	<b><u>168</u></b>	<b><u>160</u></b>	<b><u>194</u></b>		171	160	4	Bronze
Saskatchewan	146	<u>185</u>	<b><u>223</u></b>	179	<b><u>214</u></b>	<b><u>189</u></b>		198	3.5	
Southern Ontario	<b><u>183</u></b>	159	207	<b><u>200</u></b>	<b><u>205</u></b>	<b><u>191</u></b>	<b><u>234</u></b>		5.2	207 Gold

Each row represents a team's match scores with the columns being their opponents.

A **bold double-underlined** score means the game was won.

An *italic single-underlined* score means the game was tied.

# Singles Matches

## Senior Girls

	Alberta	British Columbia	Manitoba	New Brunswick	Northern Ontario	Québec	Saskatchewan	Southern Ontario	Points	Rolloffs
Alberta		175	<u>211</u>	<u>179</u>	175	<u>215</u>	175	156	3	
British Columbia	<u>197</u>		183	<u>178</u>	<u>245</u>	178	<u>211</u>	<u>182</u>	5.210	Silver
Manitoba	191	<u>189</u>		211	<u>222</u>	<u>224</u>	<u>192</u>	<u>183</u>	5.215	Gold
New Brunswick	148	170	<u>215</u>		193	150	<u>232</u>	<u>195</u>	3	
Northern Ontario	<u>203</u>	172	174	<u>205</u>		192	170	<u>183</u>	3	
Québec	214	<u>290</u>	216	<u>191</u>	<u>232</u>		<u>224</u>	194	4	Bronze
Saskatchewan	<u>222</u>	205	187	182	<u>186</u>	156		169	2	
Southern Ontario	<u>212</u>	177	146	190	173	<u>201</u>	<u>217</u>		3	

## Senior Boys

	Alberta	British Columbia	Manitoba	New Brunswick	Northern Ontario	Québec	Saskatchewan	Southern Ontario	Points	Rolloffs
Alberta		<u>197</u>	195	<u>199</u>	167	200	169	<u>189</u>	3	
British Columbia	151		189	214	<u>198</u>	171	<u>234</u>	181	2	
Manitoba	<u>232</u>	<u>229</u>		<u>220</u>	<u>211</u>	<u>186</u>	222	179	5	Silver
New Brunswick	186	<u>235</u>	209		206	<u>299</u>	<u>257</u>	191	3	
Northern Ontario	<u>189</u>	173	176	<u>212</u>		<u>211</u>	<u>192</u>	171	4	Bronze
Québec	<u>220</u>	<u>176</u>	158	216	201		185	200	2	
Saskatchewan	<u>189</u>	226	<u>248</u>	181	183	<u>200</u>		213	3	
Southern Ontario	181	<u>183</u>	<u>234</u>	<u>217</u>	<u>204</u>	<u>219</u>	<u>224</u>		6	Gold

Each row represents a team's match scores with the columns being their opponents.

A **bold double-underlined** score means the game was won.

An *italic single-underlined* score means the game was tied.

# Singles Event Records 2011

## Single Game

<b>Bantam Girl</b>	194	<b>Megan Plamondon</b>	Québec
<b>Bantam Boy</b>	224	<b>Austyn Ducharme</b>	Manitoba
<b>Junior Girl</b>	210	<b>Kim Hache-Landry</b>	New Brunswick
<b>Junior Boy</b>	238	<b>D.J. Rose</b>	Southern Ontario
<b>Intermediate Girl</b>	225	<b>Andréanne Blouin</b>	Québec
<b>Intermediate Boy</b>	223	<b>Carson Therres</b>	Saskatchewan
<b>Senior Girl</b>	290	<b>Rosalie Hiscock</b>	Québec
<b>Senior Boy</b>	299	<b>Sabin Spence-Leblanc</b>	New Brunswick

***NEW RECORD!!!***

## Event Average (6 games prior to 2003, 7 games for 2003 and after)

<b>Bantam Girl</b>	176.6	<b>Kelsi Beauchamp</b>	Saskatchewan
<b>Bantam Boy</b>	187.3	<b>Austyn Ducharme</b>	Manitoba
<b>Junior Girl</b>	177.1	<b>Tiffany Griffith</b>	Southern Ontario
<b>Junior Boy</b>	213.4	<b>D.J. Rose</b>	Southern Ontario
<b>Intermediate Girl</b>	185.7	<b>Andréanne Blouin</b>	Québec
<b>Intermediate Boy</b>	225.4	<b>Mitch Hupe</b>	Manitoba
<b>Senior Girl</b>	223.0	<b>Rosalie Hiscock</b>	Québec
<b>Senior Boy</b>	226.1	<b>Sabin Spence-Leblanc</b>	New Brunswick

# All-Events



# Results

**29th Annual Canadian Tenpin Federation National Youth Championship**  
**29ème Championnat Nationaux des Jeunes Fédération Canadienne des Dix Quilles**  
**Burnaby, British Columbia - June 2, 2011 to June 5, 2011**

**Medal Winners - - - Team All Events**

<b>31009</b> <i>Megan Plamondon</i> <i>Maude Demers</i> <i>Andréanne Blouin</i> <i>Rosalie Hiscock</i>	<b>Gold</b>	<b>Québec</b> <i>Nicklaus Staveley</i> <i>Philippe Lavoie Girard</i> <i>Alexandre Thibeault</i> <i>Maxime Dupras</i>
--	-------------	--

<b>30602</b> <i>Brittany Rocan</i> <i>Marissa Naylor</i> <i>Stephanie Adams</i> <i>Danielle Lemoine</i>	<b>Silver</b>	<b>Manitoba</b> <i>Austyn Ducharme</i> <i>Brant Townsend</i> <i>Mitch Hupe</i> <i>Catlin Crandall</i>
---	---------------	---

<b>29954</b> <i>Karley Foster</i> <i>Tiffany Griffith</i> <i>Kylen Snow</i> <i>Carrie Hopkinson</i>	<b>Bronze</b>	<b>Southern Ontario</b> <i>Joshua Miguel Bautista</i> <i>D.J. Rose</i> <i>Joshuah Wilkins</i> <i>Darren Alexander</i>
---	---------------	---

# Team All-Event Records 2011

## Team Game

**10,763**

**Manitoba  
Team Event**

**Girls** Brittany Rocan  
Marissa Naylor  
Stephanie Adams  
Danielle Lemoine

**Boys** Austyn Ducharme  
Brant Townsend  
Mitch Hupe  
Catlin Crandall

## Team Series

**31,009**

**Québec**

**Girls** Megan Plamondon  
Maude Demers  
Andréanne Blouin  
Rosalie Hiscock

**Boys** Nicklaus Staveley  
Philippe Lavoie Girard  
Alexandre Thibeault  
Maxime Dupras

**29th Annual Canadian Tenpin Federation National Youth Championship**  
**29ème Championnat Nationaux des Jeunes Fédération Canadienne des Dix Quilles**  
**Burnaby, British Columbia - June 2, 2011 to June 5, 2011**

**Medal Winners - - - All Events**

	<b>GOLD</b>	<b>SILVER</b>	<b>BRONZE</b>
<b>Bantam Girls</b>	Saskatchewan <i>Kelsi Beauchamp</i>	Québec <i>Megan Plamondon</i>	Northern Ontario <i>Amanda Marshall</i>
<b>Bantam Boys</b>	Manitoba <i>Austyn Ducharme</i>	Québec <i>Nicklaus Staveley</i>	Northern Ontario <i>Joshua Woolley</i>
<b>Junior Girls</b>	Québec <i>Maude Demers</i>	Northern Ontario <i>Shaune Pine</i>	Southern Ontario <i>Tiffany Griffith</i>
<b>Junior Boys</b>	Southern Ontario <i>D.J. Rose</i>	Alberta <i>Dylan Scofield</i>	British Columbia <i>Simon Dyck</i>
<b>Intermediate Girls</b>	Québec <i>Andréanne Blouin</i>	Manitoba <i>Stephanie Adams</i>	British Columbia <i>Candice Choi</i>
<b>Intermediate Boys</b>	Manitoba <i>Mitch Hupe</i>	British Columbia <i>Adam Cubangbang</i>	Southern Ontario <i>Joshuah Wilkins</i>
<b>Senior Girls</b>	Québec <i>Rosalie Hiscock</i>	British Columbia <i>Brittany Hawkes</i>	Manitoba <i>Danielle Lemoine</i>
<b>Senior Boys</b>	Manitoba <i>Catlin Crandall</i>	New Brunswick <i>Sabin Spence-Leblanc</i>	Alberta <i>Dallas McIlvride</i>

# All Events Records 2011

**Average (18 games prior to 2003, 21 games for 2003 and after)**

<b>Bantam Girl</b>	170.9	<b>Kelsi Beauchamp</b>	Saskatchewan	
<b>Bantam Boy</b>	177.8	<b>Austyn Ducharme</b>	Manitoba	
<b>Junior Girl</b>	179.7	<b>Maude Demers</b>	Québec	
<b>Junior Boy</b>	204.4	<b>D.J. Rose</b>	Southern Ontario	
<b>Intermediate Girl</b>	194.9	<b>Andréanne Blouin</b>	Québec	
<b>Intermediate Boy</b>	214.6	<b>Mitch Hupe</b>	Manitoba	
<b>Senior Girl</b>	220.3	<b>Rosalie Hiscock</b>	Québec	<b><i>NEW RECORD!!!</i></b>
<b>Senior Boy</b>	213.7	<b>Catlin Crandall</b>	Manitoba	

## Top Tournament Averages by Division

			Total Pins	
<b>Bantam Girl</b>	Overall average	<b>142.2</b>	<b>23,890</b>	
<b>Bantam Boy</b>	Overall average	<b>155.6</b>	<b>26,135</b>	
<b>Junior Girl</b>	Overall average	<b>169.1</b>	<b>28,401</b>	
<b>Junior Boy</b>	Overall average	<b>178.6</b>	<b>29,999</b>	
<b>Intermediate Girl</b>	Overall average	<b>171.6</b>	<b>28,836</b>	
<b>Intermediate Boy</b>	Overall average	<b>192.9</b>	<b>32,406</b>	
<b>Senior Girl</b>	Overall average	<b>193.1</b>	<b>32,434</b>	<b><i>RECORD!!!</i></b>
<b>Senior Boy</b>	Overall average	<b>203.0</b>	<b>34,108</b>	
<b>All Girls</b>	Overall average	<b>169.0</b>	<b>113,561</b>	
<b>All Boys</b>	Overall average	<b>182.5</b>	<b>122,648</b>	

**29th Annual Canadian Tenpin Federation National Youth Championship**  
**29ème Championnat Nationaux des Jeunes Fédération Canadienne des Dix Quilles**  
**Burnaby, British Columbia - June 2, 2011 to June 5, 2011**

<i>Tournament Statistics</i>	<i>Pinfall</i>	<i>Games</i>	<i>Average</i>
<b>Team Alberta</b>	28,881	168	171.91
<b>Team British Columbia</b>	29,226	168	173.96
<b>Team Manitoba</b>	30,602	168	182.15
<b>Team New Brunswick</b>	28,316	168	168.55
<b>Team Northern Ontario</b>	29,377	168	174.86
<b>Team Québec</b>	31,009	168	184.58
<b>Team Saskatchewan</b>	28,844	168	171.69
<b>Team Southern Ontario</b>	29,954	168	178.30
<b>Team Event Pinfall/Average</b>	76,208	448	170.11
<b>Doubles Event Pinfall/Average</b>	76,448	448	170.64
<b>Singles Event Pinfall/Average</b>	79,280	448	176.96
<b>Bantam division pinfall</b>	50,025	336	148.88
<b>Junior division pinfall</b>	58,400	336	173.81
<b>Intermediate division pinfall</b>	61,242	336	182.27
<b>Senior division pinfall</b>	66,542	336	198.04
<b>Tournament Total (Boys)</b>	122648	672	182.51
<b>Tournament Total (Girls)</b>	113561	672	168.99
<b>Tournament Overall</b>	236,209	1344	175.75



*Youth  
Nationals*

*Canadian Tenpin Federation, Inc.  
Fédération Canadienne des Dix-Quilles, Inc.*

## Historical Event Averages

Year	City	Host Province	# games	# bowlers	Overall Average
1983	Winnipeg	Manitoba	12	36	157.00
1984	Vancouver	British Columbia	12	36	160.10
1985	Montreal	Québec	18	42	156.10
1986	Edmonton	Alberta	18	42	158.10
1987	Regina	Saskatchewan	18	42	165.70
1988	Thunder Bay	Northern Ontario	18	56	167.70
1989	Winnipeg	Manitoba	18	56	160.90
1990	Kingston	Southern Ontario	18	56	166.80
1991	Victoria	British Columbia	18	56	166.30
1992	Montreal	Québec	18	56	168.90
1993	Edmonton	Alberta	18	56	171.20
1994	Sault Ste. Marie	Northern Ontario	18	56	175.80
1995	Regina	Saskatchewan	18	56	166.40
1996	Winnipeg	Manitoba	18	55	170.10
1997	Windsor	Southern Ontario	18	56	176.31
1998	Burnaby	British Columbia	18	56	175.00
1999	Quebec City	Québec	18	56	183.00
2000	Lethbridge	Alberta	18	56	176.30
2001	Thunder Bay	Northern Ontario	18	56	173.80
2002	Winnipeg	Manitoba	18	56	169.96
2003	Sault Ste. Marie	Northern Ontario	21	64	169.38
2004	St. Catharines	Southern Ontario	21	64	165.32
2005	Victoria	British Columbia	21	64	174.52
2006	Laval	Québec	21	64	184.64
2007	Edmonton	Alberta	21	64	173.86
2008	Sault Ste. Marie	Northern Ontario	21	64	167.30
2009	Winnipeg	Manitoba	21	64	176.44
2010	St. Catharines	Southern Ontario	21	64	175.75
2011	Vancouver	British Columbia	21	64	175.75

29th Annual Canadian Tenpin Federation National Youth Championship  
29ème Championnat National des Jeunes Fédération Canadienne des Dix Quilles  
Burnaby, British Columbia - June 2, 2011 to June 5, 2011

Tournament of the Americas Qualifiers First Place

BOY	GIRL
<i>Saskatchewan</i> <b>Levi Rosenbaum</b> Senior Boy	<i>Québec</i> <b>Andréanne Blouin</b> Intermediate Girl

Tournament of the Americas Qualifiers Second Place

BOY	GIRL
<i>Québec</i> <b>Maxime Dupras</b> Senior Boy	<i>Manitoba</i> <b>Danielle Lemoine</b> Senior Girl

Chris Tucker Memorial Sportsmanship Award

<i>Manitoba</i> <b>Danielle Lemoine</b> Senior Girl
---

Ivan Nelson Memorial Sportsmanship Award

<i>Alberta</i> <b>Dallas McIlvrde</b> Senior Boy
--

# Province



# Results

**29th Annual Canadian Tenpin Federation National Youth Championship**  
**29ème Championnat National des Jeunes Fédération Canadienne des Dix Quilles**  
**Burnaby, British Columbia - June 2, 2011 to June 5, 2011**

<i><b>Team Alberta</b></i>
----------------------------

		1	2	3	4	5	6	7	Total	Average	Ties
<i>Girls Team</i>	Kaytlynn Insko	91	118	142	127	144	104	108	834	119.1	0
	Megan Kruschel	132	162	153	124	158	156	114	999	142.7	0
	Lyndsay Thiessen	164	208	148	160	202	145	158	1185	169.3	0
	Kirsti Long	135	170	168	159	144	158	171	1105	157.9	0
	<b>TOTAL</b>	<b>522</b>	<b>658</b>	<b>611</b>	<b>570</b>	<b>648</b>	<b>563</b>	<b>551</b>	<b>4123</b>	<b>147.3</b>	<b>0</b>
<i>Boys Team</i>	Nathan Taylor	168	163	153	166	132	147	103	1032	147.4	0
	Dylan Scofield	161	167	149	173	226	154	235	1265	180.7	0
	Paolo Araneta	220	184	204	187	184	182	180	1341	191.6	0
	Dallas McIlvrde	211	194	258	193	227	195	166	1444	206.3	0
	<b>TOTAL</b>	<b>760</b>	<b>708</b>	<b>764</b>	<b>719</b>	<b>769</b>	<b>678</b>	<b>684</b>	<b>5082</b>	<b>181.5</b>	<b>0</b>
<i>Bantam Doubles</i>	Kaytlynn Insko	159	168	136	159	138	108	115	983	140.4	0
	Nathan Taylor	175	125	122	144	201	143	143	1053	150.4	0
	<b>TOTAL</b>	<b>334</b>	<b>293</b>	<b>258</b>	<b>303</b>	<b>339</b>	<b>251</b>	<b>258</b>	<b>2036</b>	<b>145.4</b>	<b>0</b>
<i>Junior Doubles</i>	Megan Kruschel	162	167	154	180	188	154	122	1127	161.0	0
	Dylan Scofield	161	164	205	255	215	194	204	1398	199.7	0
	<b>TOTAL</b>	<b>323</b>	<b>331</b>	<b>359</b>	<b>435</b>	<b>403</b>	<b>348</b>	<b>326</b>	<b>2525</b>	<b>180.4</b>	<b>0</b>
<i>Intermediate Doubles</i>	Lyndsay Thiessen	161	153	151	222	188	177	163	1215	173.6	0
	Paolo Araneta	168	243	237	199	190	193	224	1454	207.7	0
	<b>TOTAL</b>	<b>329</b>	<b>396</b>	<b>388</b>	<b>421</b>	<b>378</b>	<b>370</b>	<b>387</b>	<b>2669</b>	<b>190.6</b>	<b>0</b>
<i>Senior Doubles</i>	Kirsti Long	202	206	178	189	173	159	172	1279	182.7	0
	Dallas McIlvrde	218	213	192	223	235	197	232	1510	215.7	0
	<b>TOTAL</b>	<b>420</b>	<b>419</b>	<b>370</b>	<b>412</b>	<b>408</b>	<b>356</b>	<b>404</b>	<b>2789</b>	<b>199.2</b>	<b>0</b>
<i>Girls Singles</i>											
Bantam	Kaytlynn Insko	168	138	144	136	159	118	161	1024	146.3	0
Junior	Megan Kruschel	171	142	150	167	156	161	170	1117	159.6	0
Intermediate	Lyndsay Thiessen	192	171	187	161	172	192	154	1229	175.6	0
Senior	Kirsti Long	175	215	179	175	175	211	156	1286	183.7	0
<i>Boys Singles</i>											
Bantam	Nathan Taylor	128	145	117	165	188	182	135	1060	151.4	0
Junior	Dylan Scofield	236	187	233	148	226	147	157	1334	190.6	183
Intermediate	Paolo Araneta	213	168	168	175	195	191	181	1291	184.4	0
Senior	Dallas McIlvrde	197	200	199	169	167	195	189	1316	188.0	0
Team Alberta total pinfall									28881		183
Team Alberta total games									168		
Team Alberta tournament average										171.9	

**29th Annual Canadian Tenpin Federation National Youth Championship  
29ème Championnat Nationaux des Jeunes Fédération Canadienne des Dix Quilles  
Burnaby, British Columbia - June 2, 2011 to June 5, 2011**

<b><i>Team British Columbia</i></b>
-------------------------------------

		1	2	3	4	5	6	7	Total	Average	Ties
<i>Girls</i>	Victoria McDonald	83	103	98	110	98	112	89	693	99.0	91
<i>Team</i>	Courtney Hamann	155	200	232	170	136	157	138	1188	169.7	147
	Candice Choi	144	177	176	166	180	180	177	1200	171.4	175
	Brittany Hawkes	204	230	214	148	162	222	198	1378	196.9	194
	<b>TOTAL</b>	<b>586</b>	<b>710</b>	<b>720</b>	<b>594</b>	<b>576</b>	<b>671</b>	<b>602</b>	<b>4459</b>	<b>159.3</b>	<b>607</b>
<i>Boys</i>	Nathan Nerona	166	183	156	170	160	153	147	1135	162.1	0
<i>Team</i>	Simon Dyck	212	239	187	179	161	140	163	1281	183.0	0
	Adam Cubangbang	197	236	199	208	165	159	232	1396	199.4	0
	Anthony Tuliao	236	225	167	204	180	146	162	1320	188.6	0
	<b>TOTAL</b>	<b>811</b>	<b>883</b>	<b>709</b>	<b>761</b>	<b>666</b>	<b>598</b>	<b>704</b>	<b>5132</b>	<b>183.3</b>	<b>0</b>
<i>Bantam</i>	Victoria McDonald	145	135	101	91	129	147	109	857	122.4	0
<i>Doubles</i>	Nathan Nerona	118	138	148	111	181	163	182	1041	148.7	0
	<b>TOTAL</b>	<b>263</b>	<b>273</b>	<b>249</b>	<b>202</b>	<b>310</b>	<b>310</b>	<b>291</b>	<b>1898</b>	<b>135.6</b>	<b>0</b>
<i>Junior</i>	Courtney Hamann	223	187	135	140	172	198	191	1246	178.0	0
<i>Doubles</i>	Simon Dyck	182	188	135	195	155	210	190	1255	179.3	0
	<b>TOTAL</b>	<b>405</b>	<b>375</b>	<b>270</b>	<b>335</b>	<b>327</b>	<b>408</b>	<b>381</b>	<b>2501</b>	<b>178.6</b>	<b>0</b>
<i>Intermediate</i>	Candice Choi	171	169	177	183	178	160	216	1254	179.1	185
<i>Doubles</i>	Adam Cubangbang	234	225	164	221	197	224	234	1499	214.1	158
	<b>TOTAL</b>	<b>405</b>	<b>394</b>	<b>341</b>	<b>404</b>	<b>375</b>	<b>384</b>	<b>450</b>	<b>2753</b>	<b>196.6</b>	<b>343</b>
<i>Senior</i>	Brittany Hawkes	225	191	181	213	254	255	200	1519	217.0	0
<i>Doubles</i>	Anthony Tuliao	236	213	169	192	181	197	204	1392	198.9	0
	<b>TOTAL</b>	<b>461</b>	<b>404</b>	<b>350</b>	<b>405</b>	<b>435</b>	<b>452</b>	<b>404</b>	<b>2911</b>	<b>207.9</b>	<b>0</b>
<i>Girls Singles</i>											
Bantam	Victoria McDonald	126	118	123	124	123	106	131	851	121.6	0
Junior	Courtney Hamann	179	185	167	181	150	171	164	1197	171.0	170
Intermediate	Candice Choi	169	176	188	177	176	160	188	1234	176.3	191
Senior	Brittany Hawkes	197	245	211	178	178	182	183	1374	196.3	210
<i>Boys Singles</i>											
Bantam	Nathan Nerona	189	148	107	157	158	135	128	1022	146.0	162
Junior	Simon Dyck	155	233	203	158	166	198	188	1301	185.9	0
Intermediate	Adam Cubangbang	147	156	185	204	201	168	194	1255	179.3	0
Senior	Anthony Tuliao	151	198	234	171	214	181	189	1338	191.1	0
									Team British Columbia total pinfall	29226	1683
									Team British Columbia total games	168	
									Team British Columbia tournament average	174.0	

**29th Annual Canadian Tenpin Federation National Youth Championship**  
**29ème Championnat Nationaux des Jeunes Fédération Canadienne des Dix Quilles**  
**Burnaby, British Columbia - June 2, 2011 to June 5, 2011**

<b><i>Team Manitoba</i></b>
-----------------------------

		1	2	3	4	5	6	7	Total	Average	Ties
<i>Girls</i>	Brittany Rocan	117	142	99	126	144	130	162	920	131.4	127
<i>Team</i>	Marissa Naylor	215	192	159	191	161	157	152	1227	175.3	179
	Stephanie Adams	158	191	168	180	161	166	136	1160	165.7	180
	Danielle Lemoine	186	192	178	204	181	197	212	1350	192.9	179
	<b>TOTAL</b>	<b>676</b>	<b>717</b>	<b>604</b>	<b>701</b>	<b>647</b>	<b>650</b>	<b>662</b>	<b>4657</b>	<b>166.3</b>	<b>665</b>
<i>Boys</i>	Austyn Ducharme	155	170	150	152	166	176	167	1136	162.3	0
<i>Team</i>	Brant Townsend	168	144	128	121	143	164	125	993	141.9	0
	Mitch Hupe	184	190	203	176	212	247	159	1371	195.9	0
	Catlin Crandall	265	268	207	128	214	192	191	1465	209.3	0
	<b>TOTAL</b>	<b>772</b>	<b>772</b>	<b>688</b>	<b>577</b>	<b>735</b>	<b>779</b>	<b>642</b>	<b>4965</b>	<b>177.3</b>	<b>0</b>
<i>Bantam</i>	Brittany Rocan	124	141	122	133	139	194	184	1037	148.1	0
<i>Doubles</i>	Austyn Ducharme	149	178	187	192	179	169	233	1287	183.9	0
	<b>TOTAL</b>	<b>273</b>	<b>319</b>	<b>309</b>	<b>325</b>	<b>318</b>	<b>363</b>	<b>417</b>	<b>2324</b>	<b>166.0</b>	<b>0</b>
<i>Junior</i>	Marissa Naylor	168	142	177	174	189	171	205	1226	175.1	0
<i>Doubles</i>	Brant Townsend	143	213	157	236	188	215	173	1325	189.3	0
	<b>TOTAL</b>	<b>311</b>	<b>355</b>	<b>334</b>	<b>410</b>	<b>377</b>	<b>386</b>	<b>378</b>	<b>2551</b>	<b>182.2</b>	<b>0</b>
<i>Intermediate</i>	Stephanie Adams	193	213	180	205	170	197	178	1336	190.9	0
<i>Doubles</i>	Mitch Hupe	245	212	268	192	202	193	246	1558	222.6	0
	<b>TOTAL</b>	<b>438</b>	<b>425</b>	<b>448</b>	<b>397</b>	<b>372</b>	<b>390</b>	<b>424</b>	<b>2894</b>	<b>206.7</b>	<b>0</b>
<i>Senior</i>	Danielle Lemoine	224	196	170	204	162	178	191	1325	189.3	0
<i>Doubles</i>	Catlin Crandall	258	192	187	223	244	227	213	1544	220.6	0
	<b>TOTAL</b>	<b>482</b>	<b>388</b>	<b>357</b>	<b>427</b>	<b>406</b>	<b>405</b>	<b>404</b>	<b>2869</b>	<b>204.9</b>	<b>0</b>
<i>Girls Singles</i>											
Bantam	Brittany Rocan	134	135	145	146	127	95	130	912	130.3	0
Junior	Marissa Naylor	186	189	185	180	129	150	170	1189	169.9	168
Intermediate	Stephanie Adams	173	166	187	183	175	192	179	1255	179.3	186
Senior	Danielle Lemoine	183	192	222	211	224	191	189	1412	201.7	215
<i>Boys Singles</i>											
Bantam	Austyn Ducharme	200	139	181	178	176	224	213	1311	187.3	198
Junior	Brant Townsend	192	192	149	171	123	225	154	1206	172.3	0
Intermediate	Mitch Hupe	248	214	238	226	163	232	257	1578	225.4	196
Senior	Catlin Crandall	179	222	211	220	186	232	229	1479	211.3	0
	<b>Team Manitoba total pinfall</b>								<b>30602</b>		<b>1628</b>
	<b>Team Manitoba total games</b>								<b>168</b>		
	<b>Team Manitoba tournament average</b>									<b>182.2</b>	

**29th Annual Canadian Tenpin Federation National Youth Championship  
29ème Championnat Nationaux des Jeunes Fédération Canadienne des Dix Quilles  
Burnaby, British Columbia - June 2, 2011 to June 5, 2011**

***Team New Brunswick***

		1	2	3	4	5	6	7	Total	Avg	Ties
<i>Girls</i>	Annie Claude Dugas	138	100	139	87	121	108	100	793	113.3	0
<i>Team</i>	Kim Hache-Landry	128	146	148	124	137	134	127	944	134.9	0
	Stephanie Vienneau	196	194	190	170	168	170	158	1246	178.0	0
	Emmie-Jesse Young	227	163	165	221	165	124	193	1258	179.7	0
	<b>TOTAL</b>	<b>689</b>	<b>603</b>	<b>642</b>	<b>602</b>	<b>591</b>	<b>536</b>	<b>578</b>	<b>4241</b>	<b>151.5</b>	<b>0</b>
<i>Boys</i>	Cedric Albert	155	129	102	141	119	122	102	870	124.3	0
<i>Team</i>	Jérémy Jean-Noël	151	179	164	160	137	214	219	1224	174.9	0
	Pier-Luc LeBauthillier	196	165	206	214	149	190	163	1283	183.3	0
	Sabin Spence-Leblanc	212	164	206	184	224	203	169	1362	194.6	0
	<b>TOTAL</b>	<b>714</b>	<b>637</b>	<b>678</b>	<b>699</b>	<b>629</b>	<b>729</b>	<b>653</b>	<b>4739</b>	<b>169.3</b>	<b>0</b>
<i>Bantam</i>	Annie Claude Dugas	140	126	146	114	157	107	133	923	131.9	0
<i>Doubles</i>	Cedric Albert	121	154	154	135	151	185	165	1065	152.1	0
	<b>TOTAL</b>	<b>261</b>	<b>280</b>	<b>300</b>	<b>249</b>	<b>308</b>	<b>292</b>	<b>298</b>	<b>1988</b>	<b>142.0</b>	<b>0</b>
<i>Junior</i>	Kim Hache-Landry	132	200	157	147	169	147	152	1104	157.7	0
<i>Doubles</i>	Jérémy Jean-Noël	157	195	190	180	168	159	132	1181	168.7	0
	<b>TOTAL</b>	<b>289</b>	<b>395</b>	<b>347</b>	<b>327</b>	<b>337</b>	<b>306</b>	<b>284</b>	<b>2285</b>	<b>163.2</b>	<b>0</b>
<i>Intermediate</i>	Stephanie Vienneau	190	141	162	169	171	181	130	1144	163.4	0
<i>Doubles</i>	Pier-Luc LeBauthillier	146	123	161	211	180	265	169	1255	179.3	0
	<b>TOTAL</b>	<b>336</b>	<b>264</b>	<b>323</b>	<b>380</b>	<b>351</b>	<b>446</b>	<b>299</b>	<b>2399</b>	<b>171.4</b>	<b>0</b>
<i>Senior</i>	Emmie-Jesse Young	218	180	235	222	180	160	172	1367	195.3	0
<i>Doubles</i>	Sabin Spence-Leblanc	247	268	245	202	213	173	158	1506	215.1	0
	<b>TOTAL</b>	<b>465</b>	<b>448</b>	<b>480</b>	<b>424</b>	<b>393</b>	<b>333</b>	<b>330</b>	<b>2873</b>	<b>205.2</b>	<b>0</b>
<i>Girls Singles</i>											
<i>Bantam</i>	Annie Claude Dugas	93	156	178	134	157	123	147	988	141.1	0
<i>Junior</i>	Kim Hache-Landry	165	191	152	198	152	210	130	1198	171.1	148
<i>Intermediate</i>	Stephanie Vienneau	154	132	157	197	156	155	141	1092	156.0	0
<i>Senior</i>	Emmie-Jesse Young	232	195	148	215	170	193	150	1303	186.1	0
<i>Boys Singles</i>											
<i>Bantam</i>	Cedric Albert	138	148	159	128	151	131	139	994	142.0	0
<i>Junior</i>	Jérémy Jean-Noël	208	192	194	178	206	174	152	1304	186.3	0
<i>Intermediate</i>	Pier-Luc LeBauthillier	240	172	183	180	223	177	154	1329	189.9	0
<i>Senior</i>	Sabin Spence-Leblanc	257	191	186	209	235	206	299	1583	226.1	0
	<b>Team New Brunswick total pinfall</b>								<b>28316</b>		<b>148</b>
	<b>Team New Brunswick total games</b>								<b>168</b>		
	<b>Team New Brunswick tournament average</b>									<b>168.5</b>	

**29th Annual Canadian Tenpin Federation National Youth Championship  
29ème Championnat National des Jeunes Fédération Canadienne des Dix Quilles  
Burnaby, British Columbia - June 2, 2011 to June 5, 2011**

<b><i>Team Northern Ontario</i></b>
-------------------------------------

		1	2	3	4	5	6	7	Total	Avg	Ties
<i>Girls Team</i>	Amanda Marshall	132	161	134	150	122	155	140	994	142.0	0
	Shaune Pine	172	198	172	169	177	207	193	1288	184.0	0
	Molly Harper	142	167	148	161	164	158	166	1106	158.0	0
	Danika Montgomery	152	189	207	201	205	175	160	1289	184.1	0
	<b>TOTAL</b>	<b>598</b>	<b>715</b>	<b>661</b>	<b>681</b>	<b>668</b>	<b>695</b>	<b>659</b>	<b>4677</b>	<b>167.0</b>	<b>0</b>
<i>Boys Team</i>	Joshua Woolley	130	182	135	169	136	132	162	1046	149.4	0
	Dylan Turgeon	216	147	152	141	147	192	155	1150	164.3	0
	Graham Cruise	195	160	198	235	169	188	182	1327	189.6	0
	Brad Denning	177	225	215	162	158	238	193	1368	195.4	0
	<b>TOTAL</b>	<b>718</b>	<b>714</b>	<b>700</b>	<b>707</b>	<b>610</b>	<b>750</b>	<b>692</b>	<b>4891</b>	<b>174.7</b>	<b>0</b>
<i>Bantam Doubles</i>	Amanda Marshall	147	148	155	159	138	145	177	1069	152.7	0
	Joshua Woolley	157	146	177	183	162	158	169	1152	164.6	0
	<b>TOTAL</b>	<b>304</b>	<b>294</b>	<b>332</b>	<b>342</b>	<b>300</b>	<b>303</b>	<b>346</b>	<b>2221</b>	<b>158.6</b>	<b>0</b>
<i>Junior Doubles</i>	Shaune Pine	170	168	185	190	190	187	161	1251	178.7	0
	Dylan Turgeon	193	154	153	170	158	192	179	1199	171.3	0
	<b>TOTAL</b>	<b>363</b>	<b>322</b>	<b>338</b>	<b>360</b>	<b>348</b>	<b>379</b>	<b>340</b>	<b>2450</b>	<b>175.0</b>	<b>0</b>
<i>Intermediate Doubles</i>	Molly Harper	166	157	160	161	131	193	155	1123	160.4	0
	Graham Cruise	204	178	179	196	200	136	172	1265	180.7	0
	<b>TOTAL</b>	<b>370</b>	<b>335</b>	<b>339</b>	<b>357</b>	<b>331</b>	<b>329</b>	<b>327</b>	<b>2388</b>	<b>170.6</b>	<b>0</b>
<i>Senior Doubles</i>	Danika Montgomery	211	205	226	158	170	214	177	1361	194.4	0
	Brad Denning	224	247	225	223	220	167	211	1517	216.7	0
	<b>TOTAL</b>	<b>435</b>	<b>452</b>	<b>451</b>	<b>381</b>	<b>390</b>	<b>381</b>	<b>388</b>	<b>2878</b>	<b>205.6</b>	<b>0</b>
<i>Girls Singles</i>											
Bantam	Amanda Marshall	145	136	160	136	155	151	168	1051	150.1	0
Junior	Shaune Pine	173	156	173	198	195	142	168	1205	172.1	0
Intermediate	Molly Harper	157	176	183	192	182	180	202	1272	181.7	0
Senior	Danika Montgomery	192	172	174	183	203	205	170	1299	185.6	0
<i>Boys Singles</i>											
Bantam	Joshua Woolley	171	162	179	180	144	202	162	1200	171.4	0
Junior	Dylan Turgeon	152	186	157	168	153	172	202	1190	170.0	0
Intermediate	Graham Cruise	173	183	198	164	210	216	187	1331	190.1	0
Senior	Brad Denning	211	173	176	171	189	212	192	1324	189.1	0
	<b>Team Northern Ontario total pinfall</b>								<b>29377</b>		<b>0</b>
	<b>Team Northern Ontario total games</b>								<b>168</b>		
	<b>Team Northern Ontario tournament average</b>									<b>174.9</b>	

**29th Annual Canadian Tenpin Federation National Youth Championship  
9ème Championnat Nationaux des Jeunes Fédération Canadienne des Dix Quilles  
Burnaby, British Columbia - June 2, 2011 to June 5, 2011**

***Équipe Provinciale du Québec***

		1	2	3	4	5	6	7	Total	Avg	Ties
<i>Girls Team</i>	Megan Plamondon	152	152	156	151	148	178	147	1084	154.9	0
	Maude Demers	163	174	151	182	180	137	146	1133	161.9	0
	Andréanne Blouin	150	269	204	220	181	200	164	1388	198.3	0
	Rosalie Hiscock	248	210	162	204	202	167	194	1387	198.1	0
	<b>TOTAL</b>	<b>713</b>	<b>805</b>	<b>673</b>	<b>757</b>	<b>711</b>	<b>682</b>	<b>651</b>	<b>4992</b>	<b>178.3</b>	<b>0</b>
<i>Boys Team</i>	Nicklaus Staveley	170	140	178	104	162	146	170	1070	152.9	0
	Philippe Lavoie Girard	155	158	189	127	227	182	219	1257	179.6	0
	Alexandre Thibeault	175	185	168	191	177	214	196	1306	186.6	0
	Maxime Dupras	194	235	224	212	181	169	149	1364	194.9	0
	<b>TOTAL</b>	<b>694</b>	<b>718</b>	<b>759</b>	<b>634</b>	<b>747</b>	<b>711</b>	<b>734</b>	<b>4997</b>	<b>178.5</b>	<b>0</b>
<i>Bantam Doubles</i>	Megan Plamondon	144	220	121	136	126	181	133	1061	151.6	0
	Nicklaus Staveley	167	136	233	172	182	147	156	1193	170.4	0
	<b>TOTAL</b>	<b>311</b>	<b>356</b>	<b>354</b>	<b>308</b>	<b>308</b>	<b>328</b>	<b>289</b>	<b>2254</b>	<b>161.0</b>	<b>0</b>
<i>Junior Doubles</i>	Maude Demers	199	253	144	232	227	170	200	1425	203.6	204
	Philippe Lavoie Girard	183	159	172	184	144	237	157	1236	176.6	170
	<b>TOTAL</b>	<b>382</b>	<b>412</b>	<b>316</b>	<b>416</b>	<b>371</b>	<b>407</b>	<b>357</b>	<b>2661</b>	<b>190.1</b>	<b>374</b>
<i>Intermediate Doubles</i>	Andréanne Blouin	191	197	222	193	194	182	226	1405	200.7	224
	Alexandre Thibeault	177	208	213	178	196	159	197	1328	189.7	198
	<b>TOTAL</b>	<b>368</b>	<b>405</b>	<b>435</b>	<b>371</b>	<b>390</b>	<b>341</b>	<b>423</b>	<b>2733</b>	<b>195.2</b>	<b>422</b>
<i>Senior Doubles</i>	Rosalie Hiscock	267	191	222	267	227	246	258	1678	239.7	0
	Maxime Dupras	233	267	153	217	190	158	219	1437	205.3	0
	<b>TOTAL</b>	<b>500</b>	<b>458</b>	<b>375</b>	<b>484</b>	<b>417</b>	<b>404</b>	<b>477</b>	<b>3115</b>	<b>222.5</b>	<b>0</b>
<i>Girls Singles</i>											
Bantam	Megan Plamondon	159	173	179	145	194	159	147	1156	165.1	0
Junior	Maude Demers	201	193	188	145	189	157	143	1216	173.7	199
Intermediate	Andréanne Blouin	170	176	225	171	183	161	214	1300	185.7	0
Senior	Rosalie Hiscock	232	214	194	290	216	224	191	1561	223.0	0
<i>Boys Singles</i>											
Bantam	Nicklaus Staveley	178	161	193	150	188	167	136	1173	167.6	148
Junior	Philippe Lavoie Girard	179	176	142	200	187	173	184	1241	177.3	160
Intermediate	Alexandre Thibeault	194	214	160	187	168	171	160	1254	179.1	0
Senior	Maxime Dupras	201	220	200	176	158	185	216	1356	193.7	0
<b>Équipe Provinciale du Québec Broches Total</b>									<b>31009</b>		<b>1303</b>
<b>Équipe Provinciale du Québec Jours Total</b>									<b>168</b>		
<b>Équipe Provinciale du Québec Moyenne De Tournoi</b>										<b>184.6</b>	

**29th Annual Canadian Tenpin Federation National Youth Championship  
29ème Championnat Nationaux des Jeunes Fédération Canadienne des Dix Quilles  
Burnaby, British Columbia - June 2, 2011 to June 5, 2011**

<b><i>Team Saskatchewan</i></b>
---------------------------------

		1	2	3	4	5	6	7	Total	Average	Ties	
<i>Girls Team</i>	Kelsi Beauchamp	201	154	192	143	196	131	162	1179	168.4	0	
	Morgan Materna	178	180	198	153	142	148	160	1159	165.6	0	
	Brandi-Lyn Collinge	153	164	127	136	167	180	150	1077	153.9	0	
	Amanda Hoyt	193	147	202	139	190	211	199	1281	183.0	0	
	<b>TOTAL</b>	<b>725</b>	<b>645</b>	<b>719</b>	<b>571</b>	<b>695</b>	<b>670</b>	<b>671</b>	<b>4696</b>	<b>167.7</b>	<b>0</b>	
<i>Boys Team</i>	Matthew Wist	218	134	163	161	201	136	165	1178	168.3	0	
	Aaron Doherty	126	180	180	157	155	156	143	1097	156.7	0	
	Carson Therres	205	150	172	159	191	139	151	1167	166.7	0	
	Levi Rosenbaum	223	214	246	194	218	200	150	1445	206.4	0	
	<b>TOTAL</b>	<b>772</b>	<b>678</b>	<b>761</b>	<b>671</b>	<b>765</b>	<b>631</b>	<b>609</b>	<b>4887</b>	<b>174.5</b>	<b>0</b>	
<i>Bantam Doubles</i>	Kelsi Beauchamp	160	144	184	156	164	169	197	1174	167.7	0	
	Matthew Wist	162	203	160	122	132	127	136	1042	148.9	0	
	<b>TOTAL</b>	<b>322</b>	<b>347</b>	<b>344</b>	<b>278</b>	<b>296</b>	<b>296</b>	<b>333</b>	<b>2216</b>	<b>158.3</b>	<b>0</b>	
<i>Junior Doubles</i>	Morgan Materna	157	145	176	167	175	148	180	1148	164.0	0	
	Aaron Doherty	168	180	156	172	143	196	153	1168	166.9	0	
	<b>TOTAL</b>	<b>325</b>	<b>325</b>	<b>332</b>	<b>339</b>	<b>318</b>	<b>344</b>	<b>333</b>	<b>2316</b>	<b>165.4</b>	<b>0</b>	
<i>Intermediate Doubles</i>	Brandi-Lyn Collinge	163	120	151	179	147	190	169	1119	159.9	0	
	Carson Therres	212	207	180	202	168	201	193	1363	194.7	0	
	<b>TOTAL</b>	<b>375</b>	<b>327</b>	<b>331</b>	<b>381</b>	<b>315</b>	<b>391</b>	<b>362</b>	<b>2482</b>	<b>177.3</b>	<b>0</b>	
<i>Senior Doubles</i>	Amanda Hoyt	220	216	177	157	148	166	161	1245	177.9	0	
	Levi Rosenbaum	231	191	194	191	212	156	166	1341	191.6	0	
	<b>TOTAL</b>	<b>451</b>	<b>407</b>	<b>371</b>	<b>348</b>	<b>360</b>	<b>322</b>	<b>327</b>	<b>2586</b>	<b>184.7</b>	<b>0</b>	
<i>Girls Singles</i>												
Bantam	Kelsi Beauchamp	174	218	188	150	195	142	169	1236	176.6	0	
Junior	Morgan Materna	125	148	181	157	175	142	208	1136	162.3	0	
Intermediate	Brandi-Lyn Collinge	138	140	209	168	135	152	153	1095	156.4	0	
Senior	Amanda Hoyt	182	187	205	222	169	156	186	1307	186.7	0	
<i>Boys Singles</i>												
Bantam	Matthew Wist	130	184	134	123	156	121	163	1011	144.4	166	
Junior	Aaron Doherty	143	192	194	121	144	149	159	1102	157.4	0	
Intermediate	Carson Therres	179	223	185	146	198	189	214	1334	190.6	0	
Senior	Levi Rosenbaum	181	248	226	189	213	200	183	1440	205.7	0	
									Team Saskatchewan total pinfall	28844		166
									Team Saskatchewan total games	168		
									Team Saskatchewan tournament average	171.7		

**29th Annual Canadian Tenpin Federation National Youth Championship**  
**29ème Championnat Nationaux des Jeunes Fédération Canadienne des Dix Quilles**  
**Burnaby, British Columbia - June 2, 2011 to June 5, 2011**

<b><i>Team Southern Ontario</i></b>
-------------------------------------

		1	2	3	4	5	6	7	Total	Average	Ties	
<i>Girls Team</i>	Karley Foster	157	145	158	140	111	133	125	969	138.4	0	
	Tiffany Griffith	213	189	191	160	187	148	161	1249	178.4	0	
	Kylen Snow	156	168	195	149	199	157	146	1170	167.1	0	
	Carrie Hopkinson	145	213	220	189	157	195	190	1309	187.0	0	
	<b>TOTAL</b>	<b>671</b>	<b>715</b>	<b>764</b>	<b>638</b>	<b>654</b>	<b>633</b>	<b>622</b>	<b>4697</b>	<b>167.8</b>	<b>0</b>	
<i>Boys Team</i>	Joshua Miguel Bautista	148	152	159	129	116	128	132	964	137.7	0	
	D.J. Rose	188	268	185	213	197	144	183	1378	196.9	0	
	Joshuah Wilkins	205	203	187	168	192	186	170	1311	187.3	0	
	Darren Alexander	185	153	198	205	165	210	204	1320	188.6	0	
	<b>TOTAL</b>	<b>726</b>	<b>776</b>	<b>729</b>	<b>715</b>	<b>670</b>	<b>668</b>	<b>689</b>	<b>4973</b>	<b>177.6</b>	<b>0</b>	
<i>Bantam Doubles</i>	Karley Foster	128	126	157	152	157	146	138	1004	143.4	0	
	Joshua Miguel Bautista	160	150	157	135	151	180	162	1095	156.4	0	
	<b>TOTAL</b>	<b>288</b>	<b>276</b>	<b>314</b>	<b>287</b>	<b>308</b>	<b>326</b>	<b>300</b>	<b>2099</b>	<b>149.9</b>	<b>0</b>	
<i>Junior Doubles</i>	Tiffany Griffith	161	170	169	189	159	164	177	1189	169.9	197	
	D.J. Rose	225	212	176	189	218	222	178	1420	202.9	212	
	<b>TOTAL</b>	<b>386</b>	<b>382</b>	<b>345</b>	<b>378</b>	<b>377</b>	<b>386</b>	<b>355</b>	<b>2609</b>	<b>186.4</b>	<b>409</b>	
<i>Intermediate Doubles</i>	Kylen Snow	153	185	168	144	139	133	175	1097	156.7	0	
	Joshuah Wilkins	245	192	194	203	209	162	226	1431	204.4	0	
	<b>TOTAL</b>	<b>398</b>	<b>377</b>	<b>362</b>	<b>347</b>	<b>348</b>	<b>295</b>	<b>401</b>	<b>2528</b>	<b>180.6</b>	<b>0</b>	
<i>Senior Doubles</i>	Carrie Hopkinson	200	200	234	185	178	237	211	1445	206.4	0	
	Darren Alexander	213	189	200	199	233	196	245	1475	210.7	0	
	<b>TOTAL</b>	<b>413</b>	<b>389</b>	<b>434</b>	<b>384</b>	<b>411</b>	<b>433</b>	<b>456</b>	<b>2920</b>	<b>208.6</b>	<b>0</b>	
<i>Girls Singles</i>												
Bantam	Karley Foster	163	136	153	156	156	167	167	1098	156.9	0	
Junior	Tiffany Griffith	155	167	186	166	201	165	200	1240	177.1	0	
Intermediate	Kylen Snow	169	126	172	175	169	166	157	1134	162.0	0	
Senior	Carrie Hopkinson	146	190	201	173	217	177	212	1316	188.0	0	
<i>Boys Singles</i>												
Bantam	Joshua Miguel Bautista	145	167	166	141	142	111	133	1005	143.6	0	
Junior	D.J. Rose	233	215	217	238	178	179	234	1494	213.4	0	
Intermediate	Joshuah Wilkins	207	200	191	205	234	159	183	1379	197.0	207	
Senior	Darren Alexander	234	217	219	204	224	183	181	1462	208.9	0	
									Team Southern Ontario total pinfall	29954		616
									Team Southern Ontario total games	168		
									Team Southern Ontario tournament average	178.3		

# Provincial Medal



## Standings

# Overall Medal Count

## Total Medals

Southern Ontario	371	(11 this year)
Québec	336	(18 this year)
British Columbia	307	(11 this year)
Manitoba	256	(14 this year)
Northern Ontario	202	(6 this year)
Saskatchewan	192	(3 this year)
Alberta	165	(4 this year)
New Brunswick	31	(2 this year)

<b>Gold</b>		<b>Silver **</b>		<b>Bronze</b>	
Southern Ontario	168 (6)	Québec	116 (6)	Northern Ontario	95 (4)
Québec	128 (9)	Southern Ontario	112 (0)	British Columbia	93 (7)
British Columbia	120 (0)	Manitoba	100 (5)	Québec	92 (3)
Manitoba	75 (7)	British Columbia	94 (4)	Southern Ontario	91 (5)
Northern Ontario	57 (0)	Saskatchewan	71 (1)	Saskatchewan	84 (1)
Saskatchewan	37 (1)	Alberta	60 (3)	Manitoba	81 (2)
Alberta	34 (0)	Northern Ontario	50 (2)	Alberta	71 (1)
New Brunswick	5 (0)	New Brunswick	11 (2)	New Brunswick	15 (0)

**\*\* NB: Silver 1996 tied All-Events, duplicate medals awarded**

# Team Medal Count

## Total Medals

Southern Ontario	45	(1 this year)
British Columbia	29	(2 this year)
Québec	28	(1 this year)
Manitoba	23	(2 this year)
Alberta	18	(0 this year)
Saskatchewan	16	(0 this year)
Northern Ontario	15	(0 this year)
New Brunswick	2	(0 this year)

## Gold

Southern Ontario	21 (1)
Québec	12 (1)
British Columbia	10 (0)
Manitoba	8 (0)
Alberta	4 (0)
Northern Ontario	2 (0)
Saskatchewan	1 (0)
New Brunswick	0 (0)

## Silver

Southern Ontario	15 (0)
British Columbia	11 (1)
Alberta	9 (0)
Saskatchewan	7 (0)
Québec	7 (0)
Northern Ontario	6 (0)
Manitoba	5 (1)
New Brunswick	0 (0)

## Bronze

Manitoba	10 (1)
Québec	9 (0)
Southern Ontario	9 (0)
Saskatchewan	8 (0)
British Columbia	8 (1)
Northern Ontario	7 (0)
Alberta	5 (0)
New Brunswick	2 (0)

## Doubles Medal Count

### Total Medals

Southern Ontario	74	(2 this year)
Québec	70	(4 this year)
British Columbia	54	(2 this year)
Manitoba	40	(2 this year)
Saskatchewan	32	(0 this year)
Northern Ontario	29	(1 this year)
Alberta	28	(1 this year)
New Brunswick	8	(0 this year)

<b>Gold</b>			<b>Silver</b>			<b>Bronze</b>		
Southern Ontario	38	(1)	Québec	24	(3)	Northern Ontario	19	(1)
Québec	28	(1)	Southern Ontario	21	(0)	Québec	18	(0)
British Columbia	21	(0)	Manitoba	18	(0)	British Columbia	17	(2)
Manitoba	12	(2)	British Columbia	16	(0)	Saskatchewan	15	(0)
Alberta	5	(0)	Saskatchewan	15	(0)	Southern Ontario	15	(1)
Northern Ontario	5	(0)	Alberta	9	(1)	Alberta	14	(0)
Saskatchewan	2	(0)	Northern Ontario	5	(0)	Manitoba	10	(0)
New Brunswick	1	(0)	New Brunswick	3	(0)	New Brunswick	4	(0)

# Singles Medal Count

## Total Medals

Québec	112	(7 this year)
British Columbia	109	(3 this year)
Southern Ontario	108	(4 this year)
Manitoba	98	(4 this year)
Northern Ontario	84	(2 this year)
Saskatchewan	81	(2 this year)
Alberta	65	(1 this year)
New Brunswick	10	(1 this year)

## Gold

British Columbia	48	(0)
Southern Ontario	48	(3)
Québec	38	(3)
Manitoba	29	(2)
Northern Ontario	22	(0)
Saskatchewan	21	(0)
Alberta	16	(0)
New Brunswick	2	(0)

## Silver

Québec	45	(1)
Manitoba	41	(2)
British Columbia	32	(1)
Southern Ontario	29	(0)
Saskatchewan	26	(1)
Alberta	24	(1)
Northern Ontario	19	(1)
New Brunswick	5	(1)

## Bronze

Northern Ontario	43	(1)
Saskatchewan	34	(1)
Southern Ontario	31	(1)
Québec	29	(3)
British Columbia	29	(2)
Manitoba	28	(0)
Alberta	25	(0)
New Brunswick	3	(0)

## All Events Medal Count

### Total Medals

Southern Ontario	141	(3 this year)
Québec	123	(5 this year)
British Columbia	115	(4 this year)
Manitoba	92	(5 this year)
Northern Ontario	74	(3 this year)
Saskatchewan	63	(1 this year)
Alberta	54	(2 this year)
New Brunswick	11	(1 this year)

<b>Gold</b>		<b>Silver **</b>		<b>Bronze</b>	
Southern Ontario	60 (1)	Southern Ontario	46 (0)	British Columbia	39 (2)
Québec	48 (3)	Québec	39 (2)	Québec	36 (0)
British Columbia	41 (0)	Manitoba	35 (1)	Southern Ontario	35 (2)
Northern Ontario	28 (0)	British Columbia	35 (2)	Manitoba	31 (1)
Manitoba	26 (3)	Saskatchewan	23 (0)	Saskatchewan	27 (0)
Saskatchewan	13 (1)	Northern Ontario	20 (1)	Alberta	27 (1)
Alberta	9 (0)	Alberta	18 (1)	Northern Ontario	26 (2)
New Brunswick	2 (0)	New Brunswick	3 (1)	New Brunswick	6 (0)

**\*\* NB: Silver 1996 tied All-Events, duplicate medals awarded**

**\*\* MB: Silver 2008 Scoring Appeal, duplicate medals awarded**

# Team All Events Medal Count

## Total Medals

Southern Ontario	3	(1 this year)
Québec	3	(1 this year)
Manitoba	3	(1 this year)
Alberta	0	(0 this year)
Northern Ontario	0	(0 this year)
British Columbia	0	(0 this year)
Saskatchewan	0	(0 this year)
New Brunswick	0	(0 this year)

## Gold

Southern Ontario	1 (0)
Québec	2 (1)
Alberta	0 (0)
British Columbia	0 (0)
Manitoba	0 (0)
Northern Ontario	0 (0)
Saskatchewan	0 (0)
New Brunswick	0 (0)

## Silver

Québec	1 (0)
Southern Ontario	1 (0)
Manitoba	1 (1)
Alberta	0 (0)
British Columbia	0 (0)
Saskatchewan	0 (0)
Northern Ontario	0 (0)
New Brunswick	0 (0)

## Bronze

Manitoba	2 (0)
Southern Ontario	1 (1)
Alberta	0 (0)
Northern Ontario	0 (0)
Saskatchewan	0 (0)
Québec	0 (0)
British Columbia	0 (0)
New Brunswick	0 (0)

# Divisional



# Results

**29th Annual Canadian Tenpin Federation National Youth Championship**  
**29ème Championnat Nationaux des Jeunes Fédération Canadienne des Dix Quilles**  
**Burnaby, British Columbia - June 2, 2011 to June 5, 2011**

***BANTAM GIRLS***

Prov.	Name	Event	1	2	3	4	5	6	7	Total	Average
AB	Kaytlynn Insko	Singles	168	138	144	136	159	118	161	1024	146.3
		Doubles	159	168	136	159	138	108	115	983	140.4
		Teams	91	118	142	127	144	104	108	834	119.1
		All-Events								2841	135.3
BC	Victoria McDonald	Singles	126	118	123	124	123	106	131	851	121.6
		Doubles	145	135	101	91	129	147	109	857	122.4
		Teams	83	103	98	110	98	112	89	693	99.0
		All-Events								2401	114.3
MB	Brittany Rocan	Singles	134	135	145	146	127	95	130	912	130.3
		Doubles	124	141	122	133	139	194	184	1037	148.1
		Teams	117	142	99	126	144	130	162	920	131.4
		All-Events								2869	136.6
NO	Amanda Marshall	Singles	145	136	160	136	155	151	168	1051	150.1
		Doubles	147	148	155	159	138	145	177	1069	152.7
		Teams	132	161	134	150	122	155	140	994	142.0
		All-Events								3114	148.3
QB	Megan Plamondon	Singles	159	173	179	145	194	159	147	1156	165.1
		Doubles	144	220	121	136	126	181	133	1061	151.6
		Teams	152	152	156	151	148	178	147	1084	154.9
		All-Events								3301	157.2
SK	Kelsi Beauchamp	Singles	174	218	188	150	195	142	169	1236	176.6
		Doubles	160	144	184	156	164	169	197	1174	167.7
		Teams	201	154	192	143	196	131	162	1179	168.4
		All-Events								3589	170.9
SO	Karley Foster	Singles	163	136	153	156	156	167	167	1098	156.9
		Doubles	128	126	157	152	157	146	138	1004	143.4
		Teams	157	145	158	140	111	133	125	969	138.4
		All-Events								3071	146.2
NB	Annie Claude Dugas	Singles	93	156	178	134	157	123	147	988	141.1
		Doubles	140	126	146	114	157	107	133	923	131.9
		Teams	138	100	139	87	121	108	100	793	113.3
		All-Events								2704	128.8
<b>Bantam Girls all events overall</b>										<b>23890</b>	<b>142.2</b>

**29th Annual Canadian Tenpin Federation National Youth Championship**  
**29ème Championnat Nationaux des Jeunes Fédération Canadienne des Dix Quilles**  
**Burnaby, British Columbia - June 2, 2011 to June 5, 2011**

<b><i>BANTAM BOYS</i></b>
---------------------------

Prov.	Name	Event	1	2	3	4	5	6	7	Total	Average
AB	Nathan Taylor	Singles	128	145	117	165	188	182	135	1060	151.4
		Doubles	175	125	122	144	201	143	143	1053	150.4
		Teams	168	163	153	166	132	147	103	1032	147.4
		All-Events									3145
BC	Nathan Nerona	Singles	189	148	107	157	158	135	128	1022	146.0
		Doubles	118	138	148	111	181	163	182	1041	148.7
		Teams	166	183	156	170	160	153	147	1135	162.1
		All-Events									3198
MB	Austyn Ducharme	Singles	200	139	181	178	176	224	213	1311	187.3
		Doubles	149	178	187	192	179	169	233	1287	183.9
		Teams	155	170	150	152	166	176	167	1136	162.3
		All-Events									3734
NO	Joshua Woolley	Singles	171	162	179	180	144	202	162	1200	171.4
		Doubles	157	146	177	183	162	158	169	1152	164.6
		Teams	130	182	135	169	136	132	162	1046	149.4
		All-Events									3398
QB	Nicklaus Staveley	Singles	178	161	193	150	188	167	136	1173	167.6
		Doubles	167	136	233	172	182	147	156	1193	170.4
		Teams	170	140	178	104	162	146	170	1070	152.9
		All-Events									3436
SK	Matthew Wist	Singles	130	184	134	123	156	121	163	1011	144.4
		Doubles	162	203	160	122	132	127	136	1042	148.9
		Teams	218	134	163	161	201	136	165	1178	168.3
		All-Events									3231
SO	Joshua Miguel Bautista	Singles	145	167	166	141	142	111	133	1005	143.6
		Doubles	160	150	157	135	151	180	162	1095	156.4
		Teams	148	152	159	129	116	128	132	964	137.7
		All-Events									3064
NB	Cedric Albert	Singles	138	148	159	128	151	131	139	994	142.0
		Doubles	121	154	154	135	151	185	165	1065	152.1
		Teams	155	129	102	141	119	122	102	870	124.3
		All-Events									2929
<b>Bantam Boys all events overall</b>										<b>26135</b>	<b>155.6</b>

**29th Annual Canadian Tenpin Federation National Youth Championship**  
**29ème Championnat Nationaux des Jeunes Fédération Canadienne des Dix Quilles**  
**Burnaby, British Columbia - June 2, 2011 to June 5, 2011**

<b><i>JUNIOR GIRLS</i></b>
----------------------------

Prov.	Name	Event	1	2	3	4	5	6	7	Total	Average
AB	Megan Kruschel	Singles	171	142	150	167	156	161	170	1117	159.6
		Doubles	162	167	154	180	188	154	122	1127	161.0
		Teams	132	162	153	124	158	156	114	999	142.7
		All-Events									3243
BC	Courtney Hamann	Singles	179	185	167	181	150	171	164	1197	171.0
		Doubles	223	187	135	140	172	198	191	1246	178.0
		Teams	155	200	232	170	136	157	138	1188	169.7
		All-Events									3631
MB	Marissa Naylor	Singles	186	189	185	180	129	150	170	1189	169.9
		Doubles	168	142	177	174	189	171	205	1226	175.1
		Teams	215	192	159	191	161	157	152	1227	175.3
		All-Events									3642
NO	Shaune Pine	Singles	173	156	173	198	195	142	168	1205	172.1
		Doubles	170	168	185	190	190	187	161	1251	178.7
		Teams	172	198	172	169	177	207	193	1288	184.0
		All-Events									3744
QB	Maude Demers	Singles	201	193	188	145	189	157	143	1216	173.7
		Doubles	199	253	144	232	227	170	200	1425	203.6
		Teams	163	174	151	182	180	137	146	1133	161.9
		All-Events									3774
SK	Morgan Materna	Singles	125	148	181	157	175	142	208	1136	162.3
		Doubles	157	145	176	167	175	148	180	1148	164.0
		Teams	178	180	198	153	142	148	160	1159	165.6
		All-Events									3443
SO	Tiffany Griffith	Singles	155	167	186	166	201	165	200	1240	177.1
		Doubles	161	170	169	189	159	164	177	1189	169.9
		Teams	213	189	191	160	187	148	161	1249	178.4
		All-Events									3678
NB	Kim Hache-Landry	Singles	165	191	152	198	152	210	130	1198	171.1
		Doubles	132	200	157	147	169	147	152	1104	157.7
		Teams	128	146	148	124	137	134	127	944	134.9
		All-Events									3246
<b>Junior Girls all events overall</b>										<b>28401</b>	<b>169.1</b>

**29th Annual Canadian Tenpin Federation National Youth Championship**  
**29ème Championnat Nationaux des Jeunes Fédération Canadienne des Dix Quilles**  
**Burnaby, British Columbia - June 2, 2011 to June 5, 2011**

<b>JUNIOR BOYS</b>
--------------------

Prov.	Name	Event	1	2	3	4	5	6	7	Total	Average
AB	Dylan Scofield	Singles	236	187	233	148	226	147	157	1334	190.6
		Doubles	161	164	205	255	215	194	204	1398	199.7
		Teams	161	167	149	173	226	154	235	1265	180.7
		All-Events									3997
BC	Simon Dyck	Singles	155	233	203	158	166	198	188	1301	185.9
		Doubles	182	188	135	195	155	210	190	1255	179.3
		Teams	212	239	187	179	161	140	163	1281	183.0
		All-Events									3837
MB	Brant Townsend	Singles	192	192	149	171	123	225	154	1206	172.3
		Doubles	143	213	157	236	188	215	173	1325	189.3
		Teams	168	144	128	121	143	164	125	993	141.9
		All-Events									3524
NO	Dylan Turgeon	Singles	152	186	157	168	153	172	202	1190	170.0
		Doubles	193	154	153	170	158	192	179	1199	171.3
		Teams	216	147	152	141	147	192	155	1150	164.3
		All-Events									3539
QB	Philippe Lavoie Girard	Singles	179	176	142	200	187	173	184	1241	177.3
		Doubles	183	159	172	184	144	237	157	1236	176.6
		Teams	155	158	189	127	227	182	219	1257	179.6
		All-Events									3734
SK	Aaron Doherty	Singles	143	192	194	121	144	149	159	1102	157.4
		Doubles	168	180	156	172	143	196	153	1168	166.9
		Teams	126	180	180	157	155	156	143	1097	156.7
		All-Events									3367
SO	D.J. Rose	Singles	233	215	217	238	178	179	234	1494	213.4
		Doubles	225	212	176	189	218	222	178	1420	202.9
		Teams	188	268	185	213	197	144	183	1378	196.9
		All-Events									4292
NB	Jérémy Jean-Noël	Singles	208	192	194	178	206	174	152	1304	186.3
		Doubles	157	195	190	180	168	159	132	1181	168.7
		Teams	151	179	164	160	137	214	219	1224	174.9
		All-Events									3709
<b>Junior Boys all events overall</b>										<b>29999</b>	<b>178.6</b>

**29th Annual Canadian Tenpin Federation National Youth Championship**  
**29ème Championnat Nationaux des Jeunes Fédération Canadienne des Dix Quilles**  
**Burnaby, British Columbia - June 2, 2011 to June 5, 2011**

**INTERMEDIATE GIRLS**

Prov.	Name	Event	1	2	3	4	5	6	7	Total	Average
AB	Lyndsay Thiessen	Singles	192	171	187	161	172	192	154	1229	175.6
		Doubles	161	153	151	222	188	177	163	1215	173.6
		Teams	164	208	148	160	202	145	158	1185	169.3
		All-Events									3629
BC	Candice Choi	Singles	169	176	188	177	176	160	188	1234	176.3
		Doubles	171	169	177	183	178	160	216	1254	179.1
		Teams	144	177	176	166	180	180	177	1200	171.4
		All-Events									3688
MB	Stephanie Adams	Singles	173	166	187	183	175	192	179	1255	179.3
		Doubles	193	213	180	205	170	197	178	1336	190.9
		Teams	158	191	168	180	161	166	136	1160	165.7
		All-Events									3751
NO	Molly Harper	Singles	157	176	183	192	182	180	202	1272	181.7
		Doubles	166	157	160	161	131	193	155	1123	160.4
		Teams	142	167	148	161	164	158	166	1106	158.0
		All-Events									3501
QB	Andréanne Blouin	Singles	170	176	225	171	183	161	214	1300	185.7
		Doubles	191	197	222	193	194	182	226	1405	200.7
		Teams	150	269	204	220	181	200	164	1388	198.3
		All-Events									4093
SK	Brandi-Lyn Collinge	Singles	138	140	209	168	135	152	153	1095	156.4
		Doubles	163	120	151	179	147	190	169	1119	159.9
		Teams	153	164	127	136	167	180	150	1077	153.9
		All-Events									3291
SO	Kylen Snow	Singles	169	126	172	175	169	166	157	1134	162.0
		Doubles	153	185	168	144	139	133	175	1097	156.7
		Teams	156	168	195	149	199	157	146	1170	167.1
		All-Events									3401
NB	Stephanie Vienneau	Singles	154	132	157	197	156	155	141	1092	156.0
		Doubles	190	141	162	169	171	181	130	1144	163.4
		Teams	196	194	190	170	168	170	158	1246	178.0
		All-Events									3482
Intermediate Girls all events overall										28836	171.6

**29th Annual Canadian Tenpin Federation National Youth Championship**  
**29ème Championnat Nationaux des Jeunes Fédération Canadienne des Dix Quilles**  
**Burnaby, British Columbia - June 2, 2011 to June 5, 2011**

***INTERMEDIATE BOYS***

Prov.	Name	Event	1	2	3	4	5	6	7	Total	Average
AB	Paolo Araneta	Singles	213	168	168	175	195	191	181	1291	184.4
		Doubles	168	243	237	199	190	193	224	1454	207.7
		Teams	220	184	204	187	184	182	180	1341	191.6
		All-Events								4086	194.6
BC	Adam Cubangbang	Singles	147	156	185	204	201	168	194	1255	179.3
		Doubles	234	225	164	221	197	224	234	1499	214.1
		Teams	197	236	199	208	165	159	232	1396	199.4
		All-Events								4150	197.6
MB	Mitch Hupe	Singles	248	214	238	226	163	232	257	1578	225.4
		Doubles	245	212	268	192	202	193	246	1558	222.6
		Teams	184	190	203	176	212	247	159	1371	195.9
		All-Events								4507	214.6
NO	Graham Cruise	Singles	173	183	198	164	210	216	187	1331	190.1
		Doubles	204	178	179	196	200	136	172	1265	180.7
		Teams	195	160	198	235	169	188	182	1327	189.6
		All-Events								3923	186.8
QB	Alexandre Thibeault	Singles	194	214	160	187	168	171	160	1254	179.1
		Doubles	177	208	213	178	196	159	197	1328	189.7
		Teams	175	185	168	191	177	214	196	1306	186.6
		All-Events								3888	185.1
SK	Carson Therres	Singles	179	223	185	146	198	189	214	1334	190.6
		Doubles	212	207	180	202	168	201	193	1363	194.7
		Teams	205	150	172	159	191	139	151	1167	166.7
		All-Events								3864	184.0
SO	Joshuah Wilkins	Singles	207	200	191	205	234	159	183	1379	197.0
		Doubles	245	192	194	203	209	162	226	1431	204.4
		Teams	205	203	187	168	192	186	170	1311	187.3
		All-Events								4121	196.2
NB	Pier-Luc LeBauthillier	Singles	240	172	183	180	223	177	154	1329	189.9
		Doubles	146	123	161	211	180	265	169	1255	179.3
		Teams	196	165	206	214	149	190	163	1283	183.3
		All-Events								3867	184.1
Intermediate Boys all events overall										32406	192.9

**29th Annual Canadian Tenpin Federation National Youth Championship**  
**29ème Championnat National des Jeunes Fédération Canadienne des Dix Quilles**  
**Burnaby, British Columbia - June 2, 2011 to June 5, 2011**

<b>SENIOR GIRLS</b>
---------------------

Prov.	Name	Event	1	2	3	4	5	6	7	Total	Average
AB	Kirsti Long	Singles	175	215	179	175	175	211	156	1286	183.7
		Doubles	202	206	178	189	173	159	172	1279	182.7
		Teams	135	170	168	159	144	158	171	1105	157.9
		All-Events									3670
BC	Brittany Hawkes	Singles	197	245	211	178	178	182	183	1374	196.3
		Doubles	225	191	181	213	254	255	200	1519	217.0
		Teams	204	230	214	148	162	222	198	1378	196.9
		All-Events									4271
MB	Danielle Lemoine	Singles	183	192	222	211	224	191	189	1412	201.7
		Doubles	224	196	170	204	162	178	191	1325	189.3
		Teams	186	192	178	204	181	197	212	1350	192.9
		All-Events									4087
NO	Danika Montgomery	Singles	192	172	174	183	203	205	170	1299	185.6
		Doubles	211	205	226	158	170	214	177	1361	194.4
		Teams	152	189	207	201	205	175	160	1289	184.1
		All-Events									3949
QB	Rosalie Hiscock	Singles	232	214	194	290	216	224	191	1561	223.0
		Doubles	267	191	222	267	227	246	258	1678	239.7
		Teams	248	210	162	204	202	167	194	1387	198.1
		All-Events									4626
SK	Amanda Hoyt	Singles	182	187	205	222	169	156	186	1307	186.7
		Doubles	220	216	177	157	148	166	161	1245	177.9
		Teams	193	147	202	139	190	211	199	1281	183.0
		All-Events									3833
SO	Carrie Hopkinson	Singles	146	190	201	173	217	177	212	1316	188.0
		Doubles	200	200	234	185	178	237	211	1445	206.4
		Teams	145	213	220	189	157	195	190	1309	187.0
		All-Events									4070
NB	Emmie-Jesse Young	Singles	232	195	148	215	170	193	150	1303	186.1
		Doubles	218	180	235	222	180	160	172	1367	195.3
		Teams	227	163	165	221	165	124	193	1258	179.7
		All-Events									3928
<b>Senior Girls all events overall</b>										<b>32434</b>	<b>193.1</b>

**29th Annual Canadian Tenpin Federation National Youth Championship**  
**29ème Championnat National des Jeunes Fédération Canadienne des Dix Quilles**  
**Burnaby, British Columbia - June 2, 2011 to June 5, 2011**

<b>SENIOR BOYS</b>
--------------------

Prov.	Name	Event	1	2	3	4	5	6	7	Total	Average
AB	Dallas McIlvride	Singles	197	200	199	169	167	195	189	1316	188.0
		Doubles	218	213	192	223	235	197	232	1510	215.7
		Teams	211	194	258	193	227	195	166	1444	206.3
		All-Events								4270	203.3
BC	Anthony Tuliao	Singles	151	198	234	171	214	181	189	1338	191.1
		Doubles	236	213	169	192	181	197	204	1392	198.9
		Teams	236	225	167	204	180	146	162	1320	188.6
		All-Events								4050	192.9
MB	Catlin Crandall	Singles	179	222	211	220	186	232	229	1479	211.3
		Doubles	258	192	187	223	244	227	213	1544	220.6
		Teams	265	268	207	128	214	192	191	1465	209.3
		All-Events								4488	213.7
NO	Brad Denning	Singles	211	173	176	171	189	212	192	1324	189.1
		Doubles	224	247	225	223	220	167	211	1517	216.7
		Teams	177	225	215	162	158	238	193	1368	195.4
		All-Events								4209	200.4
QB	Maxime Dupras	Singles	201	220	200	176	158	185	216	1356	193.7
		Doubles	233	267	153	217	190	158	219	1437	205.3
		Teams	194	235	224	212	181	169	149	1364	194.9
		All-Events								4157	198.0
SK	Levi Rosenbaum	Singles	181	248	226	189	213	200	183	1440	205.7
		Doubles	231	191	194	191	212	156	166	1341	191.6
		Teams	223	214	246	194	218	200	150	1445	206.4
		All-Events								4226	201.2
SO	Darren Alexander	Singles	234	217	219	204	224	183	181	1462	208.9
		Doubles	213	189	200	199	233	196	245	1475	210.7
		Teams	185	153	198	205	165	210	204	1320	188.6
		All-Events								4257	202.7
NB	Sabin Spence-Leblanc	Singles	257	191	186	209	235	206	299	1583	226.1
		Doubles	247	268	245	202	213	173	158	1506	215.1
		Teams	212	164	206	184	224	203	169	1362	194.6
		All-Events								4451	212.0
<b>Senior Boys all events overall</b>										<b>34108</b>	<b>203.0</b>